

A. MAKING FEE PAYMENT BY USING THE **LINK PROVIDED:-**

1. Click on the link which will direct the candidate to the following page.
2. Click on the check box "I have read and accepted the terms and conditions stated above".
3. Click on proceed.

State Bank of India x BEL Webmail x State Bank Collect x

https://www.onlinesbi.com/prelogin/icollecthome.htm?corpID=14842

STATE BANK COLLECT
A MULTI-MODAL PAYMENT PORTAL

DISCLAIMER CLAUSE

डिस्क्लेमर क्लॉज़ हिंदी में देखने हेतु [यहाँ क्लिक](#) करें.
[Click here](#) to view the disclaimer clause in Hindi.

Terms Used:

- ▶ **Corporate Customer:** Firm/Company/Institution (F/C/I) collecting payment from their beneficiaries.
- ▶ **User:** The beneficiary making a payment to F/C/I for the services/goods availed.
- ▶ Bank shall not be responsible, in any way, for the quality or merchantability of any product/merchandise or any of the services related thereto, whatsoever, offered to the User by the Corporate Customer. Any disputes regarding the same or delivery of the Service or otherwise will be settled between Corporate Customer and the User and Bank shall not be a party to any such dispute. Any request for refund by the User on any grounds whatsoever should be taken up directly with the Corporate Customer and the Bank will not be concerned with such a request.
- ▶ Bank takes no responsibility in respect of the services provided and User shall not be entitled to make any claim against the Bank for deficiency in the services provided by the Corporate Customer.
- ▶ The User shall not publish, display, upload or transmit any information prohibited under Rule 3(2) of the Information Technology (Intermediaries guidelines) Rules, 2011.
- ▶ In case of non-compliance of the terms and conditions of usage by the User, the Bank has the right to immediately terminate the access or usage rights of the User to the computer resource of the Bank and remove the non-compliant information.

I have read and accepted the terms and conditions stated above.
(Click Check Box to proceed for payment.)

Proceed

© Copyright 2013 OnlineSBI Privacy Statement | Disclosure | Terms of Use

EN 16:14
15-03-2017

4. Select payment category as applicable and choose [suitable post]/ Post applied for:

The screenshot displays the SBI State Bank Collect portal. The page title is "State Bank Collect" and the user is logged in as "BHARAT ELECTRONICS LTD" with the address "OUTER RING ROAD NAGAVARA, BANGALORE-560045". The page contains a form for providing payment details, with the following fields and options:

- Select Payment Category ***: DY ENGINEERS FIXED TENURE EM SBU BENGALURU COMPLEX
- NAME OF THE CANDIDATE ***: [Empty text box]
- DATE OF BIRTH ***: [Empty date picker]
- CATEGORY ***: --Select CATEGORY--
- MOBILE NUMBER ***: [Empty text box]
- EMAIL ID ***: [Empty text box]
- FEEES ***: 500 (Fixed:Rs.500)
- Remarks**: [Empty text box]

Below the form, there is a section for providing personal or corporate details:

- Name ***: [Empty text box]
- Date of Birth / Incorporation ***: [Empty date picker]
- Mobile Number ***: [Empty text box]
- Enter the text as shown in the image ***: [Empty text box] with a security image showing "C08A8".

The page also includes a navigation menu with "State Bank Collect", "State Bank MOPS", and "Pay EPFO". The bottom of the page shows the Windows taskbar with the time 10:02 and date 06-10-2017.

5. Fill the details and click on submit button. (fields with * mark are to be Compulsorily filled & Applicable fee remitted.)



- State Bank Collect
- Reprint Remittance Form
- Payment History

State Bank Collect 06-Oct-2017 [10:08 AM IST]

भारत इलेक्ट्रॉनिक्स
BHARAT ELECTRONICS
QUALITY. TECHNOLOGY. INNOVATION.

BHARAT ELECTRONICS LTD
OUTER RING ROAD NAGAWARA , BANGALORE-560045

Provide details of payment

Select Payment Category*

NAME OF THE CANDIDATE*

DATE OF BIRTH*

CATEGORY*

MOBILE NUMBER*

EMAIL ID*

FEEES* Fixed:Rs.500

Remarks

Please enter your Name, Date of Birth (For Personal Banking) / Incorporation (For Corporate Banking) & Mobile Number.
This is required to reprint your e-receipt / remittance (R&P) form, if the need arises.

Name*

Date of Birth / Incorporation*

Mobile Number*

Enter the text as shown in the image*

> Mandatory fields are marked with an asterisk (*)
> The payment structure document if available will contain detailed instructions about the online payment process.
> Date specified (if any) should be in the format of 'ddmm/yyyy'. Eg., 02082008

6. Check the details and press the confirm button.

The screenshot shows a web browser window with the State Bank of India (SBI) online banking portal. The browser's address bar displays the URL: <https://www.onlinesbi.com/prelogin/lastfivebxndetails.htm>. The page title is "STATE BANK OF INDIA (IN)". The browser's tab bar shows "BEL Webmail" and "State Bank of India".

The SBI logo is prominently displayed at the top left. Below the logo, there are navigation tabs for "State Bank Collect", "State Bank MOPS", and "Pay EPPD". The current page is "State Bank Collect".

The main content area is titled "State Bank Collect" and contains a confirmation screen for a transaction. The screen displays the following details:

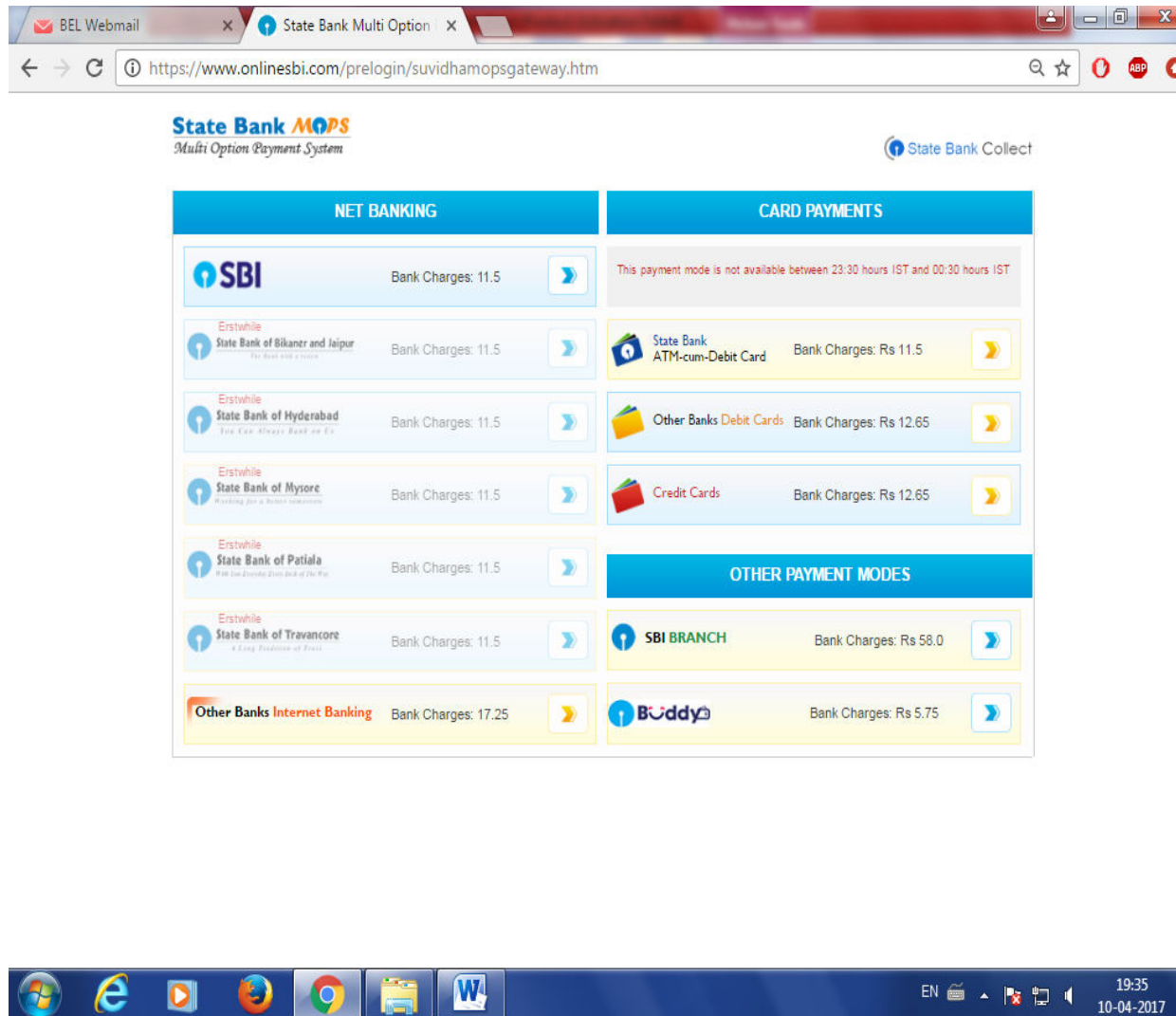
Verify details and confirm this transaction	
PSU - PUBLIC SECTOR UNDERTAKING Name	BHARAT ELECTRONICS LTD
Category	DY ENGINEERS FIXED TENURE EM SBU BENGALURU COMPLEX
NAME OF THE CANDIDATE	ABC
DATE OF BIRTH	4/10/1995
CATEGORY	GENERAL
MOBILE NUMBER	999999999
EMAIL ID	r@gmail.com
FEE \$	500
Total Amount	INR 500.00
Remarks	

Below the table, there is a message box with the text: "Please ensure that you are making the payment to the correct payee." At the bottom right of the message box, there are two buttons: "Confirm" and "Cancel".

The footer of the page contains the text: "© Copyright OnlineSBI" and "Privacy Statement | Disclosure | Terms of Use".

The Windows taskbar at the bottom of the screen shows the system tray with the date "06-10-2017" and time "10:12".

7. Select any one of the mode of payments, i.e. "Net Banking" or "Card Payments" or "Other Payment Modes" as applicable and then proceed for making the fee payment. Download the receipt after successful completion of the payment.



8. In case, candidate opts "SBI Branch" as payment mode, candidate is required to download the pre-printed challan and deposit the fee amount (including applicable bank commission) in any of the **SBI Branches** and obtain seal and signature of the bank official on the challan (depositor copy) before leaving the bankcounter.

The screenshot shows a web browser window with the State Bank of India (SBI) online portal. The browser's address bar displays the URL: <https://www.onlinesbi.com/prelogin/suvidhacardpayment.htm>. The page title is "STATE BANK OF INDIA (IN)". The browser's taskbar shows several open tabs, including "BEL Webmail" and "State Bank of India".

The SBI portal interface includes a navigation menu with options like "State Bank Collect", "State Bank MOPS", and "Pay EPPD". The main content area is titled "State Bank Collect" and displays a success message: "Payment details captured successfully." Below this message, it instructs the user to "Please print & submit the Pre Acknowledgement Payment form to the Branch for Payment."

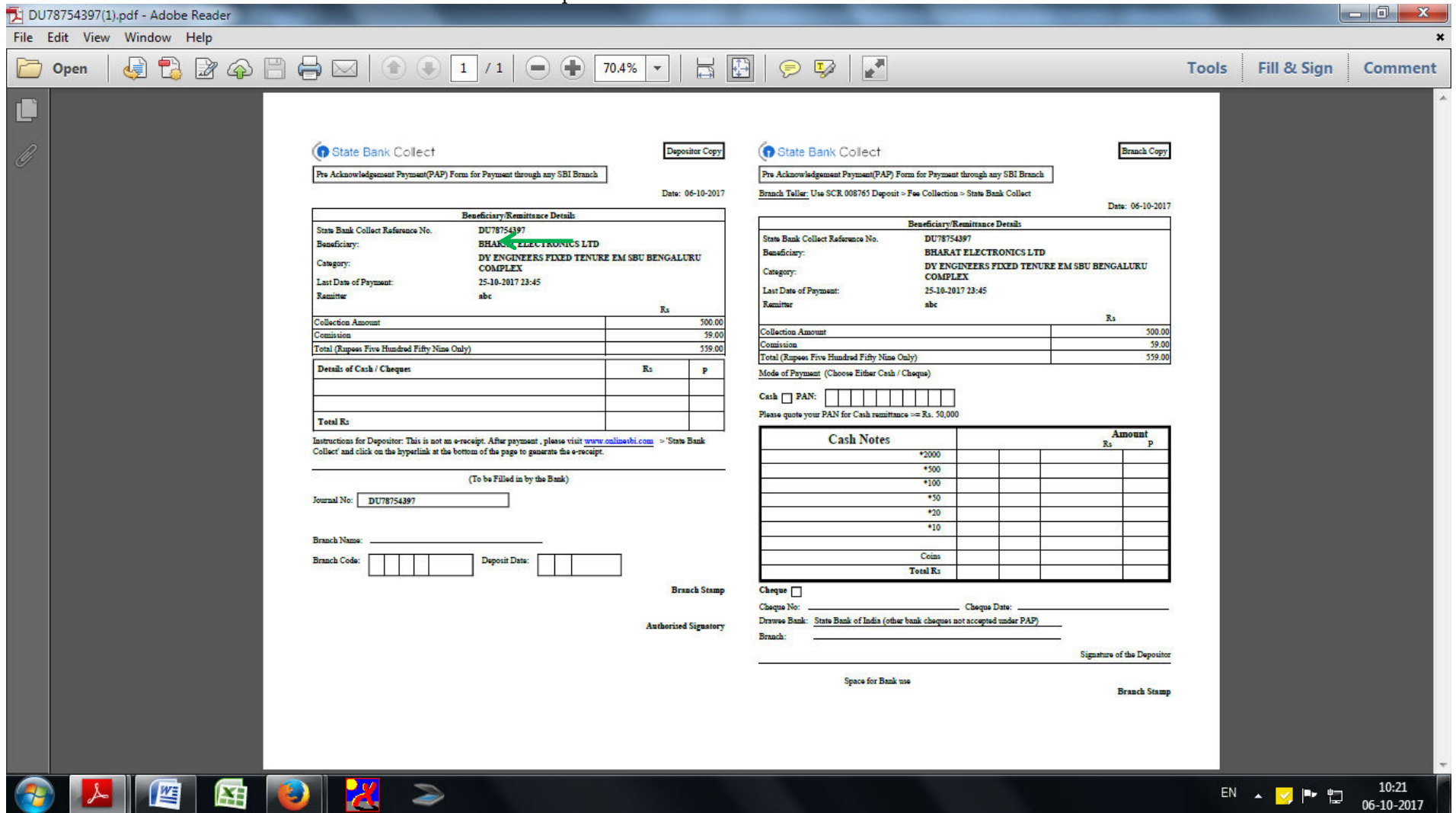
The payment details are as follows:


Payment Details:	
SBCollect Reference Number	DU78754397
Category	DY ENGINEERS FIXED TENURE EM SBU BENGALURU COMPLEX
NAME OF THE CANDIDATE	abc
DATE OF BIRTH	7/10/1993
CATEGORY	GENERAL
MOBILE NUMBER	9999999999
EMAIL ID	r@gmail.com
FEE S	500
Transaction Charge	INR 59.00
Total Amount	INR 559.00
Remarks	

Below the table, there is a link: [Click here to save the Pre-Acknowledgement Form in PDF](#) and another link: [Return to State Bank Collect Home Page](#). The footer of the page contains "© Copyright OnlineSBI" and links for "Privacy Statement", "Disclosure", and "Terms of Use". The system clock in the bottom right corner shows the date as 06-10-2017 and the time as 10:20 AM IST.



9. SAMPLE COPY OF THE PRE-PRINTED CHALLAN. Example-



(Note: SB Collect Reference Number (sample number shown in  above) generated after successful completion of payment has to be entered by the candidate in online application form in **Bank Reference** field).

B. MAKING FEES PAYMENT DIRECTLY BY LOGGING ON TO WWW.ONLINESBI.COM

1. Go to www.onlinesbi.com and select: - State Bank Collect.
2. Accept terms and conditions and click on proceed.
3. Select state of Corporation/Institution: - All India.
4. Select type of Corporation/Institution: - PSU - Public Sector Undertaking and press =>Go.
5. Select PSU - Public Sector Undertaking: - Bharat Electronics Limited and press Submit.
6. Select payment category: - and suitable post applied for.
7. Complete the payment as explained above.

C. WHILE MAKING THE PAYMENT, PLEASE DO NOT USE BACK BUTTON (i.e. ←) AT THE BROWSER UNLESS SPECIFICALLY ALLOWED AT ONLINESBI. IN CASE BACK BUTTON IS OPERATED,CANDIDATE HAS TO COMPLETE THE PAYMENT AS MENTIONED IN "B" ABOVE.2