

FORM NO. MGT-7

[Pursuant to sub-Section(1) of section 92 of the Companies Act, 2013 and sub-rule (1) of rule 11of the Companies (Management and Administration) Rules, 2014]



सत्यमेव जयते

Annual Return (other than OPCs and Small Companies)

Form language English Hindi

Refer the instruction kit for filing the form.

I. REGISTRATION AND OTHER DETAILS

(i) * Corporate Identification Number (CIN) of the company

L32309KA1954GOI000787

Pre-fill

Global Location Number (GLN) of the company

* Permanent Account Number (PAN) of the company

AAACB5985C

(ii) (a) Name of the company

BHARAT ELECTRONICS LIMITED

(b) Registered office address

OUTER RING ROAD,
NAGAVARA, BANGALORE
BANGALORE
Karnataka
560045

(c) *e-mail ID of the company

secretary@bel.co.in

(d) *Telephone number with STD code

08025039266

(e) Website

www.bel-india.in

(iii) Date of Incorporation

21/04/1954

(iv)	Type of the Company	Category of the Company	Sub-category of the Company
	Public Company	Company limited by shares	Union Government Company

(v) Whether company is having share capital

Yes No

(vi) *Whether shares listed on recognized Stock Exchange(s)

Yes No

(a) Details of stock exchanges where shares are listed

S. No.	Stock Exchange Name	Code
1	Bombay Stock Exchange Limited	1
2	National Stock Exchange of India Limited	1,024

(b) CIN of the Registrar and Transfer Agent

U74900TN2015PTC101466

Pre-fill

Name of the Registrar and Transfer Agent

INTEGRATED REGISTRY MANAGEMENT SERVICES PRIVATE LIMITED

Registered office address of the Registrar and Transfer Agents

2nd Floor Kences Towers ,1 Ramakrishna Street
North Usman Road T Nagar

(vii) *Financial year From date 01/04/2021 (DD/MM/YYYY) To date 31/03/2022 (DD/MM/YYYY)

(viii) *Whether Annual general meeting (AGM) held Yes No

(a) If yes, date of AGM 30/08/2022

(b) Due date of AGM 30/09/2022

(c) Whether any extension for AGM granted Yes No

II. PRINCIPAL BUSINESS ACTIVITIES OF THE COMPANY

*Number of business activities 1

S.No	Main Activity group code	Description of Main Activity group	Business Activity Code	Description of Business Activity	% of turnover of the company
1	C	Manufacturing	C9	Computer, electronic, Communication and scientific measuring & control equipment	100

III. PARTICULARS OF HOLDING, SUBSIDIARY AND ASSOCIATE COMPANIES (INCLUDING JOINT VENTURES)

*No. of Companies for which information is to be given 4

Pre-fill All

S.No	Name of the company	CIN / FCRN	Holding/ Subsidiary/Associate/ Joint Venture	% of shares held
1	BEL OPTONIC DEVICES LIMITED	U32100PN1990GOI058096	Subsidiary	100
2	BEL-THALES SYSTEMS LIMITED	U32106KA2014GOI076102	Subsidiary	74

3	GE BE PRIVATE LIMITED	U31909KA1996PTC020482	Associate	26
4	DEFENCE INNOVATION ORGAN	U73100KA2017NPL102118	Associate	50

IV. SHARE CAPITAL, DEBENTURES AND OTHER SECURITIES OF THE COMPANY

(i) *SHARE CAPITAL

(a) Equity share capital

Particulars	Authorised capital	Issued capital	Subscribed capital	Paid up capital
Total number of equity shares	2,500,000,000	2,436,592,943	2,436,592,943	2,436,592,943
Total amount of equity shares (in Rupees)	2,500,000,000	2,436,592,943	2,436,592,943	2,436,592,943

Number of classes

1

Class of Shares	Authorised capital	Issued capital	Subscribed capital	Paid up capital
Number of equity shares	2,500,000,000	2,436,592,943	2,436,592,943	2,436,592,943
Nominal value per share (in rupees)	1	1	1	1
Total amount of equity shares (in rupees)	2,500,000,000	2,436,592,943	2,436,592,943	2,436,592,943

(b) Preference share capital

Particulars	Authorised capital	Issued capital	Subscribed capital	Paid-up capital
Total number of preference shares	0	0	0	0
Total amount of preference shares (in rupees)	0	0	0	0

Number of classes

0

Class of shares	Authorised capital	Issued capital	Subscribed capital	Paid up capital
Number of preference shares				
Nominal value per share (in rupees)				
Total amount of preference shares (in rupees)				

(c) Unclassified share capital

Particulars	Authorised Capital
Total amount of unclassified shares	0

(d) Break-up of paid-up share capital

Class of shares	Number of shares			Total nominal amount	Total Paid-up amount	Total premium
	Physical	DEMAT	Total			
Equity shares						
At the beginning of the year	253,007	2,436,339,92	2436592943	2,436,592,9	2,436,592,9	
Increase during the year	0	36,520	36520	0	0	0
i. Public Issues	0	0	0	0	0	0
ii. Rights issue	0	0	0	0	0	0
iii. Bonus issue	0	0	0	0	0	0
iv. Private Placement/ Preferential allotment	0	0	0	0	0	0
v. ESOPs	0	0	0	0	0	0
vi. Sweat equity shares allotted	0	0	0	0	0	0
vii. Conversion of Preference share	0	0	0	0	0	0
viii. Conversion of Debentures	0	0	0	0	0	0
ix. GDRs/ADRs	0	0	0	0	0	0
x. Others, specify	0	36,520	36520	0	0	0
Dematerialisation of Physical Shares						
Decrease during the year	36,520	0	36520	0	0	0
i. Buy-back of shares	0	0	0	0	0	0
ii. Shares forfeited	0	0	0	0	0	0
iii. Reduction of share capital	0	0	0	0	0	0
iv. Others, specify	36,520	0	36520	0	0	
Dematerialisation of Physical Shares						
At the end of the year	216,487	2,436,376,42	2436592943	2,436,592,9	2,436,592,9	
Preference shares						
At the beginning of the year	0	0	0	0	0	
Increase during the year	0	0	0	0	0	0
i. Issues of shares	0	0	0	0	0	0
ii. Re-issue of forfeited shares	0	0	0	0	0	0

iii. Others, specify						
Decrease during the year	0	0	0	0	0	0
i. Redemption of shares	0	0	0	0	0	0
ii. Shares forfeited	0	0	0	0	0	0
iii. Reduction of share capital	0	0	0	0	0	0
iv. Others, specify						
Re-mat to Demat						
At the end of the year	0	0	0	0	0	

ISIN of the equity shares of the company

INE263A01024

(ii) Details of stock split/consolidation during the year (for each class of shares)

0

Class of shares		(i)	(ii)	(iii)
Before split / Consolidation	Number of shares			
	Face value per share			
After split / Consolidation	Number of shares			
	Face value per share			

(iii) Details of shares/Debentures Transfers since closure date of last financial year (or in the case of the first return at any time since the incorporation of the company) *

Nil

[Details being provided in a CD/Digital Media]

Yes No Not Applicable

Separate sheet attached for details of transfers

Yes No

Note: In case list of transfer exceeds 10, option for submission as a separate sheet attachment or submission in a CD/Digital Media may be shown.

Date of the previous annual general meeting

Date of registration of transfer (Date Month Year) <input type="text"/>			
Type of transfer	<input type="text"/>	1 - Equity, 2- Preference Shares,3 - Debentures, 4 - Stock	
Number of Shares/ Debentures/ Units Transferred	<input type="text"/>	Amount per Share/ Debenture/Unit (in Rs.)	<input type="text"/>
Ledger Folio of Transferor <input type="text"/>			
Transferor's Name	<input type="text"/>	<input type="text"/>	<input type="text"/>
	Surname	middle name	first name
Ledger Folio of Transferee <input type="text"/>			
Transferee's Name	<input type="text"/>	<input type="text"/>	<input type="text"/>
	Surname	middle name	first name

Date of registration of transfer (Date Month Year) <input type="text"/>			
Type of transfer	<input type="text"/>	1 - Equity, 2- Preference Shares,3 - Debentures, 4 - Stock	
Number of Shares/ Debentures/ Units Transferred	<input type="text"/>	Amount per Share/ Debenture/Unit (in Rs.)	<input type="text"/>
Ledger Folio of Transferor <input type="text"/>			
Transferor's Name	<input type="text"/>	<input type="text"/>	<input type="text"/>
	Surname	middle name	first name
Ledger Folio of Transferee <input type="text"/>			
Transferee's Name	<input type="text"/>	<input type="text"/>	<input type="text"/>
	Surname	middle name	first name

(iv) *Debentures (Outstanding as at the end of financial year)

Particulars	Number of units	Nominal value per unit	Total value
Non-convertible debentures	0	0	0
Partly convertible debentures	0	0	0
Fully convertible debentures	0	0	0
Total			0

Details of debentures

Class of debentures	Outstanding as at the beginning of the year	Increase during the year	Decrease during the year	Outstanding as at the end of the year
Non-convertible debentures	0	0	0	0
Partly convertible debentures	0	0	0	0
Fully convertible debentures	0	0	0	0

(v) Securities (other than shares and debentures)

0

Type of Securities	Number of Securities	Nominal Value of each Unit	Total Nominal Value	Paid up Value of each Unit	Total Paid up Value
Total					

V. *Turnover and net worth of the company (as defined in the Companies Act, 2013)

(i) Turnover

150,436,722,469.36

(ii) Net worth of the Company

119,842,553,243

VI. (a) *SHARE HOLDING PATTERN - Promoters

S. No.	Category	Equity		Preference	
		Number of shares	Percentage	Number of shares	Percentage
1.	Individual/Hindu Undivided Family				
	(i) Indian	0	0	0	
	(ii) Non-resident Indian (NRI)	0	0	0	
	(iii) Foreign national (other than NRI)	0	0	0	

2.	Government				
	(i) Central Government	1,245,973,978	51.14	0	
	(ii) State Government	0	0	0	
	(iii) Government companies	0	0	0	
3.	Insurance companies	0	0	0	
4.	Banks	0	0	0	
5.	Financial institutions	0	0	0	
6.	Foreign institutional investors	0	0	0	
7.	Mutual funds	0	0	0	
8.	Venture capital	0	0	0	
9.	Body corporate (not mentioned above)	0	0	0	
10.	Others	0	0	0	
	Total	1,245,973,978	51.14	0	0

Total number of shareholders (promoters)

1

(b) *SHARE HOLDING PATTERN - Public/Other than promoters

S. No.	Category	Equity		Preference	
		Number of shares	Percentage	Number of shares	Percentage
1.	Individual/Hindu Undivided Family				
	(i) Indian	114,932,067	4.72	0	
	(ii) Non-resident Indian (NRI)	5,859,701	0.24	0	
	(iii) Foreign national (other than NRI)	0	0	0	
2.	Government				
	(i) Central Government	0	0	0	
	(ii) State Government	0	0	0	
	(iii) Government companies	0	0	0	
3.	Insurance companies	104,925,828	4.31	0	

4.	Banks	21,000	0	0	
5.	Financial institutions	0	0	0	
6.	Foreign institutional investors	408,638,455	16.77	0	
7.	Mutual funds	529,597,535	21.74	0	
8.	Venture capital	0	0	0	
9.	Body corporate (not mentioned above)	8,224,324	0.34	0	
10.	Others Others	18,420,055	0.76	0	
	Total	1,190,618,965	48.88	0	0

Total number of shareholders (other than promoters)

431,033

**Total number of shareholders (Promoters+Public/
Other than promoters)**

431,034

(c) *Details of Foreign institutional investors' (FIIs) holding shares of the company

618

Name of the FII	Address	Date of Incorporation	Country of Incorporation	Number of shares held	% of shares held
RUSSELL INVESTMENT	DB HOUSE, HAZARIMAL SOMANI M			278,124	0.01
THE BOEING COMPAN	MINDSPACE, MALAD W, MUMBAI-			162,748	0.01
GOVERNMENT OF SIN	BANDRA - EAST, MUMBAI-400098			409,787	0.02
LEGAL AND GENERAL	BANDRA - EAST, MUMBAI-400098			3,887,650	0.16
SEI GLOBAL MASTER F	BANDRA - EAST, MUMBAI-400098			130,795	0.01
LOS ANGELES CITY EM	BANDRA - EAST, MUMBAI-400098			134,997	0.01
THE EMERGING MARK	BANDRA - EAST, MUMBAI-400098			2,181,001	0.09
THE EMERGING MARK	BANDRA - EAST, MUMBAI-400098			1,001,452	0.04
EMERGING MARKETS (BANDRA - EAST, MUMBAI-400098			5,168,094	0.21
MUNICIPAL EMPLOYE	BANDRA - EAST, MUMBAI-400098			3,340	0
UNIVERSAL-INVESTME	BANDRA - EAST, MUMBAI-400098			1,244,221	0.05
CREDIT SUISSE (SINGA	BANDRA - EAST, MUMBAI-400098			49,641	0
IBM DIVERSIFIED GLOI	BANDRA - EAST, MUMBAI-400098			172,084	0.01

Name of the FII	Address	Date of Incorporation	Country of Incorporation	Number of shares held	% of shares held
STICHTING BEDRIJFST	BANDRA - EAST, MUMBAI-400098			938,898	0.04
MANULIFE GLOBAL FU	BANDRA - EAST, MUMBAI-400098			1,692,526	0.07
MANULIFE GLOBAL FU	BANDRA - EAST, MUMBAI-400098			533,397	0.02
NATIONAL RAILROAD	BANDRA - EAST, MUMBAI-400098			127,570	0.01
NORTHERN EMERGING	BANDRA - EAST, MUMBAI-400098			324,824	0.01
NORTHERN TRUST CO	BANDRA - EAST, MUMBAI-400098			58,097	0
UTAH STATE RETIREM	BANDRA - EAST, MUMBAI-400098			171,582	0.01
COLONIAL FIRST STAT	BANDRA - EAST, MUMBAI-400098			339,000	0.01
THE NOMURA TRUST /	BANDRA - EAST, MUMBAI-400098			84,800	0
FIDELITY INVESTMENT	BANDRA - EAST, MUMBAI-400098			21,950,700	0.9
LOCKHEED MARTIN C	BANDRA - EAST, MUMBAI-400098			56,153	0
CITY OF LOS ANGELES	BANDRA - EAST, MUMBAI-400098			193,036	0.01

VII. *NUMBER OF PROMOTERS, MEMBERS, DEBENTURE HOLDERS
(Details, Promoters, Members (other than promoters), Debenture holders)

Details	At the beginning of the year	At the end of the year
Promoters	1	1
Members (other than promoters)	373,892	431,033
Debenture holders	0	0

VIII. DETAILS OF DIRECTORS AND KEY MANAGERIAL PERSONNEL

(A) *Composition of Board of Directors

Category	Number of directors at the beginning of the year		Number of directors at the end of the year		Percentage of shares held by directors as at the end of year	
	Executive	Non-executive	Executive	Non-executive	Executive	Non-executive
A. Promoter	0	0	0	0	0	0
B. Non-Promoter	7	1	4	8	0	0
(i) Non-Independent	7	0	4	0	0	0

(ii) Independent	0	1	0	8	0	0
C. Nominee Directors representing	0	2	0	2	0	0
(i) Banks & FIs	0	0	0	0	0	0
(ii) Investing institutions	0	0	0	0	0	0
(iii) Government	0	2	0	2	0	0
(iv) Small share holders	0	0	0	0	0	0
(v) Others	0	0	0	0	0	0
Total	7	3	4	10	0	0

Number of Directors and Key managerial personnel (who is not director) as on the financial year end date 15

(B) (i) *Details of directors and Key managerial personnel as on the closure of financial year

Name	DIN/PAN	Designation	Number of equity share(s) held	Date of cessation (after closure of financial year : If any)
ANANDI RAMALINGAM	07616518	Whole-time director	1,263	31/08/2022
VINAY KUMAR KATYA	08281078	Whole-time director	1,263	
DINESH KUMAR BATRA	08773363	Whole-time director	1,263	
RAJASEKHAR VENKAT	08850171	Whole-time director	1,263	31/08/2022
MANJULA JILLELLAMU	07684528	Nominee director	0	01/05/2022
ANURAG BAJPAI	08948155	Nominee director	0	
SUNIL KUMAR KOHLI	05321549	Director	0	17/07/2022
VENKATA PARTHASAR	06400408	Additional director	0	
MANSUKHBHAI SHAM	01423119	Additional director	0	
NARAYANAPILLAI SAN	09451052	Additional director	0	
PRAFULLA KUMAR CH	00871919	Additional director	0	
SHIV NATH YADAV	09450917	Additional director	0	
GOKULAN BANGAKAN	09473378	Additional director	0	
SHYAMA KUMARI	09495164	Additional director	0	
SREENIVAS SRIPADA	ANTPS9479F	Company Secretary	1,263	

(ii) Particulars of change in director(s) and Key managerial personnel during the year

11

Name	DIN/PAN	Designation at the beginning / during the financial year	Date of appointment/ change in designation/ cessation	Nature of change (Appointment/ Change in designation/ Cessation)
VENKATESHWARA GO	07628039	Managing Director	30/06/2021	Cessation
SHIKHA GUPTA	08597649	Whole-time director	07/05/2021	Cessation
SHIVAKUMARAN MADAN	08473589	Whole-time director	31/08/2021	Cessation
ANURAG BAJPAI	08948155	Additional director	28/09/2021	Change in Designation
MANSUKHBHAI SHAM	01423119	Additional director	28/12/2021	Appointment
VENKATA PARTHASAR	06400408	Additional director	28/12/2021	Appointment
PRAFULLA KUMAR CH	00871919	Additional director	28/12/2021	Appointment
SHIV NATH YADAV	09450917	Additional director	28/12/2021	Appointment
NARAYANAPILLAI SAN	09451052	Additional director	28/12/2021	Appointment
GOKULAN BANGAKAN	09473378	Additional director	20/01/2022	Appointment
SHYAMA KUMARI	09495164	Additional director	07/02/2022	Appointment

IX. MEETINGS OF MEMBERS/CLASS OF MEMBERS/BOARD/COMMITTEES OF THE BOARD OF DIRECTORS**A. MEMBERS/CLASS /REQUISITIONED/NCLT/COURT CONVENED MEETINGS**

Number of meetings held

1

Type of meeting	Date of meeting	Total Number of Members entitled to attend meeting	Attendance	
			Number of members attended	% of total shareholding
Annual General Meeting	28/09/2021	329,360	102	0.03

B. BOARD MEETINGS

*Number of meetings held

8

S. No.	Date of meeting	Total Number of directors associated as on the date of meeting	Attendance	
			Number of directors attended	% of attendance
1	30/04/2021	10	8	80

S. No.	Date of meeting	Total Number of directors associated as on the date of meeting	Attendance	
			Number of directors attended	% of attendance
2	31/05/2021	9	7	77.78
3	22/06/2021	9	8	88.89
4	06/08/2021	8	7	87.5
5	03/09/2021	7	6	85.71
6	29/10/2021	7	6	85.71
7	28/01/2022	13	12	92.31
8	17/03/2022	14	11	78.57

C. COMMITTEE MEETINGS

Number of meetings held

34

S. No.	Type of meeting	Date of meeting	Total Number of Members as on the date of the meeting	Attendance	
				Number of members attended	% of attendance
1	Audit Committee	22/06/2021	3	2	66.67
2	Audit Committee	05/08/2021	3	2	66.67
3	Audit Committee	28/10/2021	3	2	66.67
4	Audit Committee	19/01/2022	3	3	100
5	Audit Committee	27/01/2022	3	3	100
6	Audit Committee	25/03/2022	3	3	100
7	Nomination &	30/04/2021	4	3	75
8	Nomination &	17/06/2021	4	3	75
9	Nomination &	29/07/2021	4	3	75
10	Nomination &	29/10/2021	4	2	50

D. *ATTENDANCE OF DIRECTORS

S. No.	Name of the director	Board Meetings			Committee Meetings			Whether attended AGM held on
		Number of Meetings which director was entitled to attend	Number of Meetings attended	% of attendance	Number of Meetings which director was entitled to attend	Number of Meetings attended	% of attendance	30/08/2022
								(Y/N/NA)
1	ANANDI RAM	8	8	100	16	16	100	Yes
2	VINAY KUMAR	8	8	100	14	14	100	Yes
3	DINESH KUM	8	7	87.5	22	19	86.36	Yes
4	RAJASEKHAR	8	8	100	15	15	100	Yes
5	MANJULA JIL	8	1	12.5	8	5	62.5	Not Applicable
6	ANURAG BAJ	8	5	62.5	8	1	12.5	Yes
7	SUNIL KUMAR	8	8	100	34	34	100	Not Applicable
8	VENKATA PA	2	2	100	1	1	100	Yes
9	MANSUKHBH	2	2	100	3	3	100	Yes
10	NARAYANAPI	2	2	100	1	1	100	Yes
11	PRAFULLA KU	2	2	100	3	3	100	Yes
12	SHIV NATH Y	2	2	100	3	3	100	Yes
13	GOKULAN BA	2	2	100	0	0	0	Yes
14	SHYAMA KUM	1	1	100	0	0	0	Yes

X. *REMUNERATION OF DIRECTORS AND KEY MANAGERIAL PERSONNEL

Nil

Number of Managing Director, Whole-time Directors and/or Manager whose remuneration details to be entered

7

S. No.	Name	Designation	Gross Salary	Commission	Stock Option/ Sweat equity	Others	Total Amount
1	VENKATESHWARA	Chairman and M	1,805,118			518,260	2,323,378
2	ANANDI RAMALING	Whole Time Dire	6,299,135			1,714,095	8,013,230
3	VINAY KUMAR KAT	Whole Time Dire	5,623,428			1,503,673	7,127,101
4	SHIVAKUMARAN M	Whole Time Dire	2,046,981			719,686	2,766,667
5	SHIKHA GUPTA	Whole Time Dire	446,436			245,357	691,793
6	DINESH KUMAR B	Whole Time Dire	5,307,026			1,387,545	6,694,571
7	RAJASEKHAR VEN	Whole Time Dire	5,152,484			1,333,353	6,485,837
	Total		26,680,608	0		7,421,969	34,102,577

Number of CEO, CFO and Company secretary whose remuneration details to be entered

1

S. No.	Name	Designation	Gross Salary	Commission	Stock Option/ Sweat equity	Others	Total Amount
1	SREENIVAS SRIPA	COMPANY SEC	2,557,979			806,178	3,364,157
	Total		2,557,979	0		806,178	3,364,157

Number of other directors whose remuneration details to be entered

8

S. No.	Name	Designation	Gross Salary	Commission	Stock Option/ Sweat equity	Others	Total Amount
1	SUNIL KUMAR KOH	Independent Dir	0	0	0	960,000	960,000
2	VENKATA PARTHA	Independent Dir	0	0	0	110,000	110,000
3	MANSUKHBHAI SH	Independent Dir	0	0	0	135,000	135,000
4	NARAYANAPILLAI	Independent Dir	0	0	0	110,000	110,000
5	PRAFULLA KUMAR	Independent Dir	0	0	0	160,000	160,000
6	SHIV NATH YADAV	Independent Dir	0	0	0	160,000	160,000
7	GOKULAN BANGA	Independent Dir	0	0	0	85,000	85,000
8	SHYAMA KUMARI	Independent Dir	0	0	0	55,000	55,000
	Total		0	0	0	1,775,000	1,775,000

XI. MATTERS RELATED TO CERTIFICATION OF COMPLIANCES AND DISCLOSURES

* A. Whether the company has made compliances and disclosures in respect of applicable provisions of the Companies Act, 2013 during the year Yes No

B. If No, give reasons/observations

The composition of Board, Audit Committee and Nomination and Remuneration Committee was not in terms of Sec.149(4), 177(2) & 178(1) of the Companies Act, 2013 respectively for certain period & the same has been complied later. BEL being a Govt. Company, all Directors on the Board of BEL are

XII. PENALTY AND PUNISHMENT - DETAILS THEREOF

(A) DETAILS OF PENALTIES / PUNISHMENT IMPOSED ON COMPANY/DIRECTORS /OFFICERS Nil

Name of the company/ directors/ officers	Name of the court/ concerned Authority	Date of Order	Name of the Act and section under which penalised / punished	Details of penalty/ punishment	Details of appeal (if any) including present status

(B) DETAILS OF COMPOUNDING OF OFFENCES Nil

Name of the company/ directors/ officers	Name of the court/ concerned Authority	Date of Order	Name of the Act and section under which offence committed	Particulars of offence	Amount of compounding (in Rupees)

XIII. Whether complete list of shareholders, debenture holders has been enclosed as an attachment

Yes No

(In case of 'No', submit the details separately through the method specified in instruction kit)

XIV. COMPLIANCE OF SUB-SECTION (2) OF SECTION 92, IN CASE OF LISTED COMPANIES

In case of a listed company or a company having paid up share capital of Ten Crore rupees or more or turnover of Fifty Crore rupees or more, details of company secretary in whole time practice certifying the annual return in Form MGT-8.

Name

Mr. Thirupal Gorige

Whether associate or fellow

Associate Fellow

Certificate of practice number

6424

I/We certify that:

(a) The return states the facts, as they stood on the date of the closure of the financial year aforesaid correctly and adequately.

(b) Unless otherwise expressly stated to the contrary elsewhere in this Return, the Company has complied with all the provisions of the Act during the financial year.

Declaration

I am Authorised by the Board of Directors of the company vide resolution no. ... dated

(DD/MM/YYYY) to sign this form and declare that all the requirements of the Companies Act, 2013 and the rules made thereunder in respect of the subject matter of this form and matters incidental thereto have been complied with. I further declare that:

1. Whatever is stated in this form and in the attachments thereto is true, correct and complete and no information material to the subject matter of this form has been suppressed or concealed and is as per the original records maintained by the company.
2. All the required attachments have been completely and legibly attached to this form.

Note: Attention is also drawn to the provisions of Section 447, section 448 and 449 of the Companies Act, 2013 which provide for punishment for fraud, punishment for false statement and punishment for false evidence respectively.

To be digitally signed by

Director



DIN of the director

To be digitally signed by



Company Secretary

Company secretary in practice

Membership number

Certificate of practice number

Attachments

1. List of share holders, debenture holders
2. Approval letter for extension of AGM;
3. Copy of MGT-8;
4. Optional Attachment(s), if any

Attach
Attach
Attach
Attach

List of attachments

MGT-8.pdf VI c More Details of Foreign Institutional In More Details on Committee Meetings 2021

Remove attachment

Modify

Check Form

Prescrutiny

Submit

This eForm has been taken on file maintained by the Registrar of Companies through electronic mode and on the basis of statement of correctness given by the company

FORM MGT - 8

[Pursuant to section 92(2) of the Companies Act, 2013 and rule 11(2) of the Companies (Management and Administration) Rules 2014]


CERTIFICATE BY A COMPANY SECRETARY IN PRACTICE

We have examined the registers, records and books and papers of M/s. **Bharat Electronics Limited**, (the "Company") having CIN:L32309KA1954GOI000787 and registered office at Outer Ring Road, Nagavara, Bengaluru, Karnataka 560045 India as required to be maintained under the Companies Act, 2013 (the Act) and the rules made there under for the **financial year ended on 31st March, 2022**. In our opinion and to the best of our information and according to the examinations carried out by us, and explanation furnished to us by the Company, its officers, we hereby certify that:

A. The Annual Return (MGT-7) states the facts as at the close of the aforesaid financial year, correctly and adequately, subject to the following representations;

1. We have not verified the correctness and appropriateness of financial records and the Books of Accounts of the Company. For the financial records, we have relied on the Audited financial statements as approved by the Board, signed by the Statutory Auditors of the Company and adopted by the Members;
2. Where ever required, we have obtained the Management representation about the Compliance of Laws, Rules and Regulations under the Companies Act and happening of various events etc., at the Company and relied on the same;
3. Serial No. XI at MGT -7- MATTERS RELATED TO CERTIFICATION OF COMPLIANCES AND DISCLOSURES

Under the provisions of clause (i) of sub-section 1 of section 92 of the Companies Act, 2013, matters relating to certification of compliances, disclosures are yet to be prescribed by the Government. However, in view of the modified version of MGT-7 released on 14th October, 2021 for the applicable provisions of the Act as mentioned in the modified form, it is presumed that scope of applicable provisions mean applicable with respect to content of Annual Return (MGT-7), matters covered thereunder including attachments. Accordingly, subject to given reasons/observations if any, the company complied with the status of compliance and disclosures;



4. With respect to serial number XII of the form pertaining to details of penalty and punishment imposed on company/directors /officers and details of compounding of offences we relied on the records of the company and representations of the company and officer.

B. During the aforesaid financial year the Company has complied with provisions of the Act and the Rules made there under in respect of :

1. Its status under the Act:

During the year under review there is no change in the status of the Company and the Company is a Listed Union Government Company.

2. Maintenance of registers/ records by the Company or through its Registrar and Share Transfer Agent (RTA) and making entries therein within the time prescribed therefor:

The Company has kept and maintained all registers as per the provisions of the Act and the Rules made there-under and all entries therein have been duly recorded as stated below:

Sl. No.	Registers
1	Register of Members
2	Register of Directors and Key Managerial Personnel and their Shareholding
3	Register of Renewed and Duplicate Share Certificate
4	Register of Charges
5	Register of Loans, Guarantee, Security and Acquisition Made by Company
6	Register of Investment not held in its Own Name by the Company
7	Register of Contracts With Related Party and Contracts and Bodies Etc. in which Directors are Interested
8	Register of Share and Other Securities Bought-back
9	Register of Common Seal, etc.

3. Filing of forms and returns as stated herein below, with the Registrar of Companies, Regional Director, Central Government, the Tribunal, Court or other authorities within / beyond the prescribed time:

During the financial year under review, the Company has filed forms and returns with the Registrar of Companies, Regional Director, Central Government, the Tribunal, Court

or other authorities as applicable within the prescribed time limits. The details of the forms/returns filed with the ROC during the year under review is enclosed at Annexure-A.

4. **Calling/ convening/ holding meetings of Board of Directors or its committees, if any, and the meetings of the members of the company within due dates as stated herein below in respect of which meetings, proper notices were given and the proceedings including the circular resolutions and resolutions passed by postal ballot, if any, have been properly recorded in the Minute Book/ registers maintained for the purpose and the same have been signed:**

i. Meeting of Board of Directors:

The Board of Directors of the Company have met 8 times during the financial year ended 31st March 2022 on the following dates: **30th April 2021, 31st May 2021, 22nd June 2021, 6th August, 2021, 3rd September 2021, 29th October 2021, 28th January 2022 and 17th March 2022** in respect of which meetings, proper notices were given and the proceedings have been properly recorded in the Minutes book/registers maintained for the purpose and same have been signed. The maximum interval between any two meetings was not more than 120 days.

ii. Committee Meetings:

A. Audit Committee:

During the financial year under review, the Members of the Audit Committee have 6 times on the following dates: **22nd June 2021, 5th August 2021, 28th October 2021, 19th January 2022, 27th January 2022 and 25th March 2022.** For all the Audit Committee meetings held during the year, proper notices were given and the proceedings have been properly recorded in the minutes book/registers maintained for the purpose and the same have been signed.

B. Nomination and Remuneration Committee:

During the financial year under review, the Members of the Nomination and Remuneration Committee have met 6 times on the following dates: **30th April 2021, 17th & 18th June 2021, 29th July 2021, 29th October 2021, 5th January 2022 and 20th & 21st January 2022.** For all the Nomination and Remuneration Committee meetings held during the year, proper notices were given and the proceedings have been properly recorded in the Minutes book/registers maintained for the purpose and the same have been signed.

C. Stakeholder Relationship Committee:

During the financial year under review, the Members of the stakeholder Relationship Committee have met on **28th January 2022**. Proper notice was given and the proceedings has been properly recorded in the Minutes book/registers maintained for the purpose and the same has been signed for the said meeting.

D. CSR Committee:

The Members of Corporate Social Responsibility Committee have met 5 times during the year under review on the following dates: **28th May 2021, 29th July 2021, 3rd September 2021, 27th January 2022 and 3rd March 2022**. Proper notices were given and the proceedings have been properly recorded in the Minutes book/registers maintained for the purpose and the same have been signed for the said meetings.

E. Risk Management Committee:

The Members of the Risk Management Committee have met 2 times during the year under review on the of following dates: **18th October 2021 & 3rd March 2022**. Proper notices were given and the proceedings have been properly recorded in the Minutes book/registers maintained for the purpose and the same have been signed for the said meetings.

F. Independent Directors Meeting:

The independent directors of the company have met separately once during the year under review on **25th March 2022**. Proper notice was given and the proceedings have been properly recorded in the Minutes book/registers maintained for the purpose and the same has been signed for the said meeting.

iii. Meetings of the Members:

During the year under review the **67th Annual General Meeting** of the Members of the Company was held on **28th September 2021**. Proper notices were given and the proceedings have been properly recorded in the Minutes book/registers maintained for the purpose and the same have been signed for the said meeting.



5. Closure of Register of Members / Security holders, as the case may be:

The Company has closed its register of members during the financial year under review from **Thursday, 16 September, 2021 to Sunday, 19 September, 2021** (both the days inclusive) for the purpose of payment of final dividend and 67th AGM in compliance with the applicable provisions of the Act.

6. Advances/loans to its directors and/or persons or firms or companies referred in section 185 of the Act:

The Company has not extended any advances/loans to its directors and/or persons or firms or companies referred in section 185 of the Act except wholly owned subsidiary. Loans extended to its wholly owned subsidiary company were in compliance with the provisions of the Act.

7. Contracts/arrangements with related parties as specified in section 188 of the Act:


During the financial year, all transactions with related parties were on arm's length basis and were in ordinary course of business in accordance with the provisions of the Act.

8. Issue or allotment or transfer or transmission or buy back of securities/redemption of preference shares or debentures/ alteration or reduction of share capital/ conversion of shares/ securities and issue of security certificates in all instances:

During the financial year under review, there were no instances of issue of share capital, allotment of shares, buy back of securities, redemption of preference shares or debentures/ alteration or reduction of share capital/ conversion of shares / securities by the Company. Transfer or transmission and issue of security certificates were made in accordance with the provisions of the Act.

9. Keeping in abeyance the rights to dividend, rights shares and bonus shares pending registration of transfer of shares in compliance with the provisions of the Act:

During the financial year under review there were no instances of keeping in abeyance the right to dividend, rights shares and bonus shares pending registration of transfer of shares.



10. **Declaration/ payment of dividend; transfer of unpaid/ unclaimed dividend/other amounts as applicable to the Investor Education and Protection Fund in accordance with section 125 of the Act:**

During the financial year under review, the Company has declared dividend(s) and made the payment to eligible shareholders in compliance with provisions of the Act. Unpaid/unclaimed dividend amount/other amounts as applicable along with the shares to be transferred to the Investor Education and Protection Fund in accordance with the provisions of the Act were transferred in time.

11. **Signing of audited financial statement as per the provisions of section 134 of the Act and report of directors is as per sub – sections (3), (4) and (5) thereof:**

The financial statements of the Company for financial year 2020-21 were signed as per the provisions of section 134(1) of the Companies Act 2013 and the preparation and signing of report of directors was as per sub - section (3) (4) (5) & (6) of Section 134 of thereof.

12. **Constitution/ appointment/ re-appointments/ retirement/ filling up casual vacancies/ disclosures of the Directors, Key Managerial Personnel and the remuneration paid to them:**

During the financial year under review, *except not having sufficient number of Independent Directors*, the Company has complied with all the applicable provisions of the Act and Rules made there under with regards to Constitution/ appointment/ re-appointments/ retirement/ filling up casual vacancies/ disclosures of the Directors, Key Managerial Personnel and the remuneration paid to them.

All directors have disclosed their nature of interest / concern in Form MBP-1 and the same have been recorded in the minutes of Board meetings.

13. **Appointment/ reappointment/ filling up casual vacancies of auditors as per the provisions of section 139 of the Act:**

During the financial year under review M/s Guru and Jana, Chartered Accountants have appointed as Statutory Auditors of the Company and the Company has complied with all the applicable provisions of the Act and Rules made there under with regard the said appointment. During the year there were no instances of casual vacancies of Statutory Auditors.

14. Approvals required to be taken from the Central Government, Tribunal, Regional Director, Registrar, Court or such other authorities under the various provisions of the Act:

During the year under review, the Company was not required to obtain any approval from the Central Government/ Tribunal, Regional Director, Registrar, Court or such other authorities under the various provisions of the Act.

15. Acceptance/renewal/ repayment of deposits:

During the financial year under review, the Company has not accepted any deposits under the Act and there were no obligation for renewal/ repayment of deposits.

16. Borrowings from its Directors, members, public financial institutions, Banks and others and creation/modification/ satisfaction of charges in that respect wherever applicable.

During the year under review, the company did not borrow any money from its Directors, Members, Public financial institutions, Banks and others and accordingly no creation/ modification/ satisfaction was applicable to the Company. There is a modification of charge, refer sl no.26 of annexure-A

17. Loans and investments or guarantees given or providing of securities to other bodies corporate or persons falling under the provisions of section 186 of the Act.

The Company is a Government Company engaged in defence production hence section 186 is exempted as per notification no. GSR 463(E) dated 05-06-2015 as amended by notification no. GSR 582(E) dated 13-06-2017 and notification No. GSR 802(E) dated 23-02-2018.

18. Alteration of the provisions of the memorandum and/or articles of association of the Company.

During the year under review, the Company did not alter the Memorandum and Articles of Association of the Company.


For THIRUPAL GORIGE & ASSOCIATES LLP
Practising Company Secretaries



Thirupal Gorige

Designed Partner

FCS No: 6680; C.P No: 6424



Place: Bengaluru

Date: 22/09 /2022


UDIN: F006680D001023652

ANNEXURE - A

Forms and Returns as filed by Bharat Electronics Limited during the financial year 2021-22:

Sr.	Date of Event	Purpose of filing	Date of filing	Form no.	SRN	Filed with normal/a additional fee
1	24.02.2021	Statement of 1st Interim Dividend 2020-21 amount credited to IEPF on account of shares transferred to the fund.	22.04.2021	IEPF-7	T15406622	Additional fee of Rs.1200
	30.03.2021	Statement of 2nd Interim Dividend 2020-21 amount credited to IEPF on account of shares transferred to the fund.	22.04.2021	IEPF-7	T15407836	Normal Fee
3	31.03.2021	Half yearly return in respect of outstanding payments to Micro or Small Enterprises as on 31.03.2021.	27.04.2021	MSME-1	T16073728	Not Applicable
4	30.04.2021	For filing Board resolution of –(i) Investment of temporary surplus funds in mutual funds and (ii) proposal for giving term loan to BELOP	02.06.2021	MGT-14	T21117189	Normal Fee
5	07.05.2021	For cessation of Mrs. Shikha Gupta, Director (OU)	04.06.2021	DIR-12	T21363510	Normal Fee
6	Not Applicable	Application for issue of immunity certificate under the Companies Fresh Start Scheme (CFSS), 2020	29.06.2021	CFSS-2020	T27374974	Not Applicable
7	Not Applicable	Application for issue of immunity certificate under the Companies Fresh Start Scheme (CFSS), 2020	29.06.2021	CFSS-2020	T27374321	Not Applicable


MGT-8 Bharat Electronics Limited 2021-22



Page 8 of 11

Sr.	Date of Event	Purpose of filing	Date of filing	Form no.	SRN	Filed with normal/a additional fee
8	22.06.2021	For filing Board resolution of - (i) Approval for Standalone Financial Statements for the year ended 31st March, 2021. (ii) Approval for Consolidated Financial Statements for the year ended 31st March, 2021. (iii) Approval of Draft Board's Report for the Financial Year 2020-21.	20.07.2021	MGT-14	T31608078	Normal Fee
9	30.06.2021	For cessation of Mr. M V Gowtama, CMD	29.07.2021	DIR-12	T33101437	Normal Fee
10	06.08.2021	For filing Cost Audit Report for the FY 2020-21.	31.08.2021	CRA-4	T39392121	Normal Fee
11	06.08.2021	For appointment of Cost Auditor for the FY 2021-22.	31.08.2021	CRA-2	T39441423	Normal Fee
12	06.08.2021	For filing Board resolution of- (i) Appointment of Key Managerial Personnel (Mrs. Anandi Ramalingam) and (ii) Appointment of Secretarial Auditor for the Financial Year 2021-22	01.09.2021	MGT-14	T39841200	Normal Fee
13	31.08.2021	For cessation of Mr. Shivakumaran K M, Director (HR).	25.09.2021	DIR-12	T47250444	Normal Fee
14	28.09.2021	Intimation of appointment Statutory Auditor for the FY 2021-22	12.10.2021	ADT-1	T53965216	Normal Fee
15	28.09.2021	For filing Report on 67th AGM held on 28.09.2021.	26.10.2021	MGT-15	T56109218	Normal Fee
16	28.09.2021	For change in designation of Mr. Anurag Bajpai, as Nominee Director at the 67th AGM.	26.10.2021	DIR-12	T56110182	Normal Fee
17	28.09.2021	For filing Annual Accounts for the FY 2020-21 in XBRL	26.10.2021	AOC4-XBRL	T56116460	Normal Fee


MGT-8 Bharat Electronics Limited 2021-22



Page 9 of 11

Sr.	Date of Event	Purpose of filing	Date of filing	Form no.	SRN	Filed with normal/a additional fee
18	30.09.2021	Half yearly return in respect of outstanding payments to Micro or Small Enterprises as on 30.09.2021.	29.10.2021	MSME-1	T56920226	Not Applicable
19	25.10.2021	Statement of Final Dividend amount for the FY 2020-21 credited to IEPF on account of shares transferred to the fund.	23.11.2021	IEPF-7	T59780460	Normal Fee
20	30.10.2021	For transfer of unpaid amount pertains to Final Dividend 2013-14.	24.11.2021	IEPF-1	T59914663	Normal Fee
21	28.09.2021	For filing Statement of unclaimed and unpaid for the year ended 31st March, 2021	26.11.2021	IEPF-2	T60533338	Normal Fee
22	28.09.2021	Form filing Certified true copy of all the resolutions passed at 67 th Annual General Meeting of the Members of Bharat Electronics Limited held on 28/09/2021 through Video Conferencing/ Other Audio Visual.	26.11.2021	GNL-2	T60473949	Normal Fee
23	28.09.2021	Annual Return for the year ended 31.03.2021.	21.12.2021	MGT-7	T65510133	Normal Fee
24	Not Applicable	DIN application for Dr. Santhoshkumar N.	28.12.2021	DIR-3	T68380047	Normal Fee
25	Not Applicable	DIN application for Dr. Shiv Nath Yadav.	28.12.2021	DIR-3	T68593151	Normal Fee

MGT-8 Bharat Electronics Limited 2021-22



Page 10 of 11

Sr.	Date of Event	Purpose of filing	Date of filing	Form no.	SRN	Filed with normal/a dditional fee
26	21.12.2021	For modification of Charge no. 80037904.	05.01.2022	CHG-1	T70309125	Normal Fee
27	Not Applicable	DIN application for Mr. Gokulan Bangakandy.	18.01.2022	DIR-3	T72829104	Normal Fee
28	28.12.2021	For Appointment of Dr. Podala Venkata Parthasarathi, Mr. Mansukhbhai S Khachariya, Dr. SanthoshKumar N, Mr. Prafulla Kumar Choudhury & Dr. Shivnath Yadav as Additional Directors.	25.01.2022	DIR-12	T74097569	Normal Fee
29	Not Applicable	DIN application for Mr. Gokulan Bangakandy.	07.02.2022	DIR-3	T76864677	Normal Fee
30	20.01.2022	For Appointment of Mr. Gokulan B and Shyama Singh as Additional Directors.	18.02.2022	DIR-12	T81770182	Normal Fee
31	25.02.2022	Statement of 1st Interim Dividend amount for the FY 2021-22 credited to IEPF on account of shares transferred to the fund.	21.03.2022	IEPF-7	T89413041	Normal Fee
32	27.02.2022	For transfer of unpaid amount pertains to Interim Dividend 2014-15.	22.03.2022	IEPF-1	T89595755	Normal Fee

For THIRUPAL GORIGE & ASSOCIATES LLP
Practising Company Secretaries



Thirupal Gorige
Designed Partner
FCS No: 6680; C.P No: 6424



Place: Bengaluru
Date: 22/09/2022
UDIN: F006680D001023652

**IX. MEETINGS OF MEMBERS/CLASS OF MEMBERS/BOARD/COMMITTEES
OF THE BOARD OF DIRECTORS**

C. COMMITTEE MEETINGS (More Details on Committee Meetings)

S. N O	Type of Meeting	Date of Meeting	Total Number of Members as on the date of the meeting	Attendance	
				Number of Members attended	% of Attendance
11	Nomination & Remuneration Committee	05/01/2022	4	2	50
12	Nomination & Remuneration Committee	20/01/2022 & 21/01/2022	4	4	100
13	Corporate Social Responsibility Committee	28/05/2021	4	4	100
14	Corporate Social Responsibility Committee	29/07/2021	5	5	100
15	Corporate Social Responsibility Committee	03/09/2021	4	4	100
16	Corporate Social Responsibility Committee	27/01/2022	5	5	100
17	Corporate Social Responsibility Committee	03/03/2022	5	5	100
18	Risk Management	18/10/2021	6	6	100
19	Risk Management Committee	03/03/2022	5	5	100
20	Stakeholder Relationship Committee	28/01/2022	4	4	100
21	Research & Development Committee	16/06/2021	4	4	100
22	Research & Development Committee	03/08/2021	4	4	100
23	Research & Development Committee	29/09/2021	4	4	100
24	Research & Development Committee	05/01/2022	4	4	100
25	Research & Development Committee	16/03/2022	4	3	75
26	Research & Development Committee	24/03/2022	4	3	75

27	Capital Investment Committee	29/04/2021	4	3	75
28	Capital Investment Committee	23/07/2021	4	4	100
29	Capital Investment Committee	27/08/2021	4	4	100
30	Capital Investment Committee	30/08/2021	4	4	100
31	Capital Investment Committee	01/09/2021	4	4	100
32	Capital Investment Committee	04/01/2022	4	4	100
33	Capital Investment Committee	24/01/2022	4	4	100
34	Capital Investment Committee	16/03/2022	4	3	75

(c) *More Details of Foreign Institutional Investors' (FIIs) Holding Shares of the Company as on 31.03.2022

Sl. No.	Name of the FIIs	Address	Date of Incorporation	Country of Incorporation	Number of shares held	% of Paid-up Share Capital
26	NORTHERN TRUST COMMON ALL COUNTRY WORLD EX-US INVESTABLE MARKET INDEX FUND-NON LENDING	PLOT C-54 AND C-55, BKC BANDRA - EAST, MUMBAI 400098			47,784	0.00
27	NORTHERN TRUST GLOBAL INVESTMENTS COLLECTIVE FUNDS TRUST	PLOT C-54 AND C-55, BKC BANDRA - EAST, MUMBAI 400098			17,09,279	0.07
28	LACM EMERGING MARKETS FUND L.P.	PLOT C-54 AND C-55, BKC BANDRA - EAST, MUMBAI 400098			65,233	0.00
29	DIMENSIONAL EMERGING MARKETS VALUE FUND	PLOT C-54 AND C-55, BKC BANDRA - EAST, MUMBAI 400098			45,84,348	0.19
30	LEGAL & GENERAL GLOBAL EMERGING MARKETS INDEX FUND	PLOT C-54 AND C-55, BKC BANDRA - EAST, MUMBAI 400098			2,27,149	0.01
31	NORTHERN TRUST COMMON EMERGING MARKETS INDEX FUND - NON-LENDING	PLOT C-54 AND C-55, BKC BANDRA - EAST, MUMBAI 400098			1,54,656	0.01
32	FONDS DE COMPENSATION DE LA SECURITE SOCIALE, SICAV-FIS-ACTIONS EMMA INDEXE	PLOT C-54 AND C-55, BKC BANDRA - EAST, MUMBAI 400098			3,70,035	0.02
33	GUARDIANS OF NEW ZEALAND SUPERANNUATION AS MANAGER AND ADMINISTRATOR OF THE NEW ZEALAND SUPERANNUATI	PLOT C-54 AND C-55, BKC BANDRA - EAST, MUMBAI 400098			1,85,538	0.01
34	FIRST TRUST EMERGING MARKETS ALPHADEX FUND	PLOT C-54 AND C-55, BKC BANDRA - EAST, MUMBAI 400098			6,85,249	0.03
35	VERDIPAPIRFONDET KLP AKSJE FREMVOKSENDE MARKEDER INDEKS I	PLOT C-54 AND C-55, BKC BANDRA - EAST, MUMBAI 400098			3,31,648	0.01
36	KUWAIT INVESTMENT AUTHORITY FUND 227	PLOT C-54 AND C-55, BKC BANDRA - EAST, MUMBAI 400098			11,66,864	0.05
37	IRISH LIFE ASSURANCE PLC	PLOT C-54 AND C-55, BKC BANDRA - EAST, MUMBAI 400098			4,74,589	0.02
38	FIDELITY SALEM STREET TRUST FIDELITY SERIES GLOBAL EX U.S. INDEX FUND	PLOT C-54 AND C-55, BKC BANDRA - EAST, MUMBAI 400098			14,77,875	0.06
39	FIDELITY SALEM STREET TRUST FIDELITY EMERGING MARKETS INDEX FUND	PLOT C-54 AND C-55, BKC BANDRA - EAST, MUMBAI 400098			10,70,671	0.04
40	FIDELITY INVESTMENT TRUST FIDELITY TOTAL EMERGING MARKETS FUND	PLOT C-54 AND C-55, BKC BANDRA - EAST, MUMBAI 400098			3,24,300	0.01
41	FIDELITY INVESTMENT TRUST FIDELITY EMERGING MARKETS DISCOVERY FUND	PLOT C-54 AND C-55, BKC BANDRA - EAST, MUMBAI 400098			12,31,960	0.05
42	FIDELITY SALEM STREET TRUST FIDELITY GLOBAL EX US INDEX FUND	PLOT C-54 AND C-55, BKC BANDRA - EAST, MUMBAI 400098			4,07,501	0.02
43	AB CAP FUND, INC. - AB EMERGING MARKETS MULTI-ASSET PORTFOLIO	PLOT C-54 AND C-55, BKC BANDRA - EAST, MUMBAI 400098			34,034	0.00
44	FONDITALIA EQUITY GLOBAL EMERGING MARKETS	PLOT C-54 AND C-55, BKC BANDRA - EAST, MUMBAI 400098			1,33,877	0.01
45	FIDEURAM FUND EQUITY GLOBAL EMERGING MARKETS	PLOT C-54 AND C-55, BKC BANDRA - EAST, MUMBAI 400098			10,420	0.00
46	INTERFUND EQUITY GLOBAL EMERGING MARKETS	PLOT C-54 AND C-55, BKC BANDRA - EAST, MUMBAI 400098			99,385	0.00
47	BARCLAYS MULTI-MANAGER FUND PLC	PLOT C-54 AND C-55, BKC BANDRA - EAST, MUMBAI 400098			89,327	0.00
48	FONDS DE COMPENSATION DE LA SECURITE SOCIALE, SICAV-FIS - ACTIONS EMMA - ACTIF1	PLOT C-54 AND C-55, BKC BANDRA - EAST, MUMBAI 400098			3,20,523	0.01
49	PRULINK SINGAPORE MANAGED FUND	PLOT C-54 AND C-55, BKC BANDRA - EAST, MUMBAI 400098			7,17,645	0.03
50	DFA AUSTRALIA LIMITED AS RESPONSIBLE ENTITY FOR DIMENSIONAL EMERGING MARKETS VALUE TRUST	PLOT C-54 AND C-55, BKC BANDRA - EAST, MUMBAI 400098			58,054	0.00
51	KUWAIT INVESTMENT AUTHORITY FUND 141	PLOT C-54 AND C-55, BKC BANDRA - EAST, MUMBAI 400098			8,33,528	0.03
52	KUWAIT INVESTMENT AUTHORITY FUND 142	PLOT C-54 AND C-55, BKC BANDRA - EAST, MUMBAI 400098			6,63,722	0.03
53	THE STATE TEACHERS RETIREMENT SYSTEM OF OHIO	PLOT C-54 AND C-55, BKC BANDRA - EAST, MUMBAI 400098			4,72,509	0.02
54	GENERAL PENSION AND SOCIAL SECURITY AUTHORITY	PLOT C-54 AND C-55, BKC BANDRA - EAST, MUMBAI 400098			3,66,467	0.02
55	WORLD EX U.S. TARGETED VALUE PORTFOLIO OF DFA INVESTMENT DIMENSIONS GROUP INC.	PLOT C-54 AND C-55, BKC BANDRA - EAST, MUMBAI 400098			1,97,562	0.01
56	WORLD EX U.S. CORE EQUITY PORTFOLIO OF DFA INVESTMENT DIMENSIONS GROUP INC.	PLOT C-54 AND C-55, BKC BANDRA - EAST, MUMBAI 400098			3,09,272	0.01
57	JUPITER MERIAN ASIA PACIFIC FUND A SUB FUND OF JUPITER INVESTMENT MANAGEMENT SERIES II	PLOT C-54 AND C-55, BKC BANDRA - EAST, MUMBAI 400098			1,24,376	0.01
58	MISSOURI LOCAL GOVERNMENT EMPLOYEES RETIREMENT SYSTEM	PLOT C-54 AND C-55, BKC BANDRA - EAST, MUMBAI 400098			1,26,893	0.01
59	SATRIX EMERGING MARKETS EQUITY TRACKER FUND	PLOT C-54 AND C-55, BKC BANDRA - EAST, MUMBAI 400098			11,441	0.00
60	GOVERNMENT PENSION FUND GLOBAL	PLOT C-54 AND C-55, BKC BANDRA - EAST, MUMBAI 400098			78,48,651	0.32
61	MORGAN STANLEY ASIA (SINGAPORE) PTE. - ODI	PLOT C-54 AND C-55, BKC BANDRA - EAST, MUMBAI 400098			29,39,100	0.12
62	JOHN HANCOCK VARIABLE INSURANCE TRUST INTERNATIONAL EQUITY INDEX TRUST	PLOT C-54 AND C-55, BKC BANDRA - EAST, MUMBAI 400098			40,525	0.00
63	JOHN HANCOCK VARIABLE INSURANCE TRUST EMERGING MARKETS VALUE TRUST	PLOT C-54 AND C-55, BKC BANDRA - EAST, MUMBAI 400098			59,808	0.00
64	COMMONWEALTH BANK GROUP SUPER-WGSS08	PLOT C-54 AND C-55, BKC BANDRA - EAST, MUMBAI 400098			86,475	0.00
65	GOVERNMENT EMPLOYEES SUPERANNUATION BOARD	PLOT C-54 AND C-55, BKC BANDRA - EAST, MUMBAI 400098			14,39,592	0.06
66	JOHN HANCOCK FUNDS II EMERGING MARKETS FUND	PLOT C-54 AND C-55, BKC BANDRA - EAST, MUMBAI 400098			37,442	0.00
67	QS INVESTORS DBI GLOBAL EMERGING MARKETS EQUITY FUND LP	PLOT C-54 AND C-55, BKC BANDRA - EAST, MUMBAI 400098			50,220	0.00
68	DPAM EQUITIES I EMERGING MSCI INDEX	PLOT C-54 AND C-55, BKC BANDRA - EAST, MUMBAI 400098			56,359	0.00
69	QIC INTERNATIONAL EQUITIES FUND	PLOT C-54 AND C-55, BKC BANDRA - EAST, MUMBAI 400098			72,034	0.00
70	NORTHERN TRUST COLLECTIVE ALL COUNTRY WORLD INDEX (ACWI) EX-US FUND - LENDING	PLOT C-54 AND C-55, BKC BANDRA - EAST, MUMBAI 400098			2,72,619	0.01
71	NORTHERN TRUST COLLECTIVE EMERGING MARKETS INDEX FUND - LENDING	PLOT C-54 AND C-55, BKC BANDRA - EAST, MUMBAI 400098			82,306	0.00
72	GENERAL ORGANIZATION FOR SOCIAL INSURANCE	PLOT C-54 AND C-55, BKC BANDRA - EAST, MUMBAI 400098			23,99,563	0.10
73	MIRAE ASSET INDIA SMALL-MID CAP FOCUS EQUITY MASTER INVESTMENT TRUST	PLOT C-54 AND C-55, BKC BANDRA - EAST, MUMBAI 400098			11,73,764	0.05
74	AB SICAV I - EMERGING MARKETS MULTI-ASSET PORTFOLIO	PLOT C-54 AND C-55, BKC BANDRA - EAST, MUMBAI 400098			1,87,930	0.01
75	ANDRA AP-FONDEN	PLOT C-54 AND C-55, BKC BANDRA - EAST, MUMBAI 400098			35,65,963	0.15
76	BLUE SKY ACTIVE EQUITY EMERGING MARKETS GLOBAL FUND	PLOT C-54 AND C-55, BKC BANDRA - EAST, MUMBAI 400098			1,64,504	0.01
77	FIDELITY SALEM STREET TRUST FIDELITY SAI EMERGING MARKETS INDEX FUND	PLOT C-54 AND C-55, BKC BANDRA - EAST, MUMBAI 400098			7,53,918	0.03
78	AJO EMERGING MARKETS SMALL-CAP FUND, LTD.	PLOT C-54 AND C-55, BKC BANDRA - EAST, MUMBAI 400098			6,905	0.00
79	FIDELITY SALEM STREET TRUST FIDELITY TOTAL INTERNATIONAL INDEX FUND	PLOT C-54 AND C-55, BKC BANDRA - EAST, MUMBAI 400098			4,05,580	0.02
80	FIDUCIAN INDIA FUND	PLOT C-54 AND C-55, BKC BANDRA - EAST, MUMBAI 400098			60,659	0.00
81	HOSTPLUS POOLED SUPERANNUATION TRUST INVESTEC 4FACTOR	PLOT C-54 AND C-55, BKC BANDRA - EAST, MUMBAI 400098			7,98,834	0.03
82	INDEXED EMERGING MARKETS EQUITY FUND	PLOT C-54 AND C-55, BKC BANDRA - EAST, MUMBAI 400098			5,08,867	0.02
83	AMUNDI MODERATE GROWTH FUND	PLOT C-54 AND C-55, BKC BANDRA - EAST, MUMBAI 400098			1,09,834	0.00
84	BERESFORD FUNDS PLC	PLOT C-54 AND C-55, BKC BANDRA - EAST, MUMBAI 400098			12,511	0.00
85	MN SERVICES AANDELAFONDS EMERGING MARKETS - RE UBS	PLOT C-54 AND C-55, BKC BANDRA - EAST, MUMBAI 400098			31,836	0.00
86	INVESCO POOLED INVESTMENT FUND - GLOBAL STRATEGIC EQUITY FUND	PLOT C-54 AND C-55, BKC BANDRA - EAST, MUMBAI 400098			86,415	0.00
87	GUIDESTONE FUNDS EMERGING MARKETS EQUITY FUND	PLOT C-54 AND C-55, BKC BANDRA - EAST, MUMBAI 400098			3,51,355	0.01
88	SPARTAN GROUP TRUST FOR EMPLOYEE BENEFIT PLANS SPARTAN EMERGING MARKETS INDEX POOL	PLOT C-54 AND C-55, BKC BANDRA - EAST, MUMBAI 400098			6,19,244	0.03
89	MARSHALL WACE INVESTMENT STRATEGIES - MARKET NEUTRAL TOPS FUND	PLOT C-54 AND C-55, BKC BANDRA - EAST, MUMBAI 400098			81,958	0.00
90	WM POOL - EQUITIES TRUST NO. 75	PLOT C-54 AND C-55, BKC BANDRA - EAST, MUMBAI 400098			2,37,424	0.01
91	WM POOL - EQUITIES TRUST NO. 76	PLOT C-54 AND C-55, BKC BANDRA - EAST, MUMBAI 400098			41,816	0.00
92	DELA DEPOSITARY & ASSET MANAGEMENT B.V. AS RESPONSIBLE ENTITY TO DELA EQUITY FUND 3	PLOT C-54 AND C-55, BKC BANDRA - EAST, MUMBAI 400098			14,21,347	0.06
93	DELA DEPOSITARY & ASSET MANAGEMENT B.V. AS RESPONSIBLE ENTITY TO DELA EQUITY FUND 5	PLOT C-54 AND C-55, BKC BANDRA - EAST, MUMBAI 400098			78,549	0.00
94	FIDELITY SALEM STREET TRUST FIDELITY FLEX INTERNATIONAL INDEX FUND	PLOT C-54 AND C-55, BKC BANDRA - EAST, MUMBAI 400098			62,503	0.00
95	MIRAE ASSET INDIA MID CAP EQUITY FUND	PLOT C-54 AND C-55, BKC BANDRA - EAST, MUMBAI 400098			7,46,980	0.03
96	STICHTING PENSIOENFONDS ING	PLOT C-54 AND C-55, BKC BANDRA - EAST, MUMBAI 400098			43,133	0.00
97	FIDELITY UCITS II ICAV / FIDELITY MSCI EMERGING MARKETS INDEX FUND	PLOT C-54 AND C-55, BKC BANDRA - EAST, MUMBAI 400098			7,534	0.00
98	EMERGING MARKETS SUSTAINABILITY CORE 1 PORTFOLIO	PLOT C-54 AND C-55, BKC BANDRA - EAST, MUMBAI 400098			3,94,964	0.02
99	EMPLOYEES RETIREMENT FUND OF THE CITY OF DALLAS	PLOT C-54 AND C-55, BKC BANDRA - EAST, MUMBAI 400098			41,428	0.00
100	FIDELITY COMMON CONTRACTUAL FUND II/FIDELITY ASIA PACIFIC EX-JAPAN EQUITY FUND	PLOT C-54 AND C-55, BKC BANDRA - EAST, MUMBAI 400098			2,82,200	0.01
101	FIDELITY COMMON CONTRACTUAL FUND II/FIDELITY GLOBAL EMERGING MARKETS EQUITY FUND	PLOT C-54 AND C-55, BKC BANDRA - EAST, MUMBAI 400098			3,38,211	0.01
102	ABERDEEN INVESTMENT FUNDS UK ICVC II - ABERDEEN ASIA PACIFIC EQUITY ENHANCED INDEX FUND	PLOT C-54 AND C-55, BKC BANDRA - EAST, MUMBAI 400098			1,65,567	0.01
103	THE BOEING COMPANY EMPLOYEE SAVINGS PLANS MASTER TRUST	PLOT C-54 AND C-55, BKC BANDRA - EAST, MUMBAI 400098			1,15,941	0.00
104	EMERGING MARKETS TARGETED VALUE PORTFOLIO	PLOT C-54 AND C-55, BKC BANDRA - EAST, MUMBAI 400098			1,42,993	0.01
105	BORDER TO COAST EMERGING MARKETS EQUITY FUND, A SUB FUND OF BORDER TO COAST AUTHORISED CONTRACTUAL S	PLOT C-54 AND C-55, BKC BANDRA - EAST, MUMBAI 400098			23,15,094	0.10
106	LEGAL & GENERAL EMERGING MARKET COLLECTIVE INVESTMENT TRUST FUND	PLOT C-54 AND C-55, BKC BANDRA - EAST, MUMBAI 400098			2,67,346	0.01
107	ABERDEEN INVESTMENT FUNDS ICVC III - ABERDEEN GLOBAL EMERGING MARKETS QUANTITATIVE EQUITY FUND	PLOT C-54 AND C-55, BKC BANDRA - EAST, MUMBAI 400098			81,295	0.00
108	LOCAL AUTHORITIES SUPERANNUATION FUND	PLOT C-54 AND C-55, BKC BANDRA - EAST, MUMBAI 400098			2,76,579	0.01

109	STICHTING BEDRIJFSTAKPENSIOENFONDS VOOR DE DETAILHANDEL	PLOT C-54 AND C-55, BKC BANDRA - EAST, MUMBAI 400098			1,58,132	0.01
110	OMERS ADMINISTRATION CORPORATION - OAC CUSTODY ACCOUNT (SCV6)	PLOT C-54 AND C-55, BKC BANDRA - EAST, MUMBAI 400098			8,94,267	0.04
111	WISDOMTREE INDIA INVESTMENT PORTFOLIO, INC.	PLOT C-54 AND C-55, BKC BANDRA - EAST, MUMBAI 400098			12,56,291	0.05
112	USAA MUTUAL FUNDS TRUST, EMERGING MARKETS FUND	PLOT C-54 AND C-55, BKC BANDRA - EAST, MUMBAI 400098			2,20,939	0.01
113	WISDOMTREE EMERGING MARKETS QUALITY DIVIDEND GROWTH FUND	PLOT C-54 AND C-55, BKC BANDRA - EAST, MUMBAI 400098			69,307	0.00
114	YUANTA INDIA FUND	PLOT C-54 AND C-55, BKC BANDRA - EAST, MUMBAI 400098			17,319	0.00
115	GAM INVESTMENT MANAGEMENT (SWITZERLAND) AG FOR ZURICH INVEST INSTITUTIONAL FUNDS - ZIF AKTIEN EMERGIN	PLOT C-54 AND C-55, BKC BANDRA - EAST, MUMBAI 400098			1,22,744	0.01
116	NINETY ONE GLOBAL STRATEGY FUND - ASIAN EQUITY FUND	PLOT C-54 AND C-55, BKC BANDRA - EAST, MUMBAI 400098			35,09,686	0.14
117	WELLINGTON MANAGEMENT FUNDS (IRELAND) PUBLIC LIMITED COMPANY-WELLINGTON EMERGING MARKETS OPPORTUNITI	PLOT C-54 AND C-55, BKC BANDRA - EAST, MUMBAI 400098			17,47,112	0.07
118	FIRST COMMERCIAL BANK IN ITS CAPACITY AS MASTER CUSTODIAN OF CAPITAL INDIA MEDIUM AND SMALL CAP EQUI	PLOT C-54 AND C-55, BKC BANDRA - EAST, MUMBAI 400098			3,80,000	0.02
119	ISHARES INDIA INDEX MAURITIUS COMPANY	PLOT C-54 AND C-55, BKC BANDRA - EAST, MUMBAI 400098			69,03,758	0.28
120	NINETY ONE GLOBAL STRATEGY FUND - EMERGING MARKETS EQUITY FUND	PLOT C-54 AND C-55, BKC BANDRA - EAST, MUMBAI 400098			31,42,098	0.13
121	JAPAN POLICE PERSONNEL MUTUAL AID ASSOCIATION 18465-7011	PLOT C-54 AND C-55, BKC BANDRA - EAST, MUMBAI 400098			25,091	0.00
122	JAPAN POLICE PERSONNEL MUTUAL AID ASSOCIATION 18465-7012	PLOT C-54 AND C-55, BKC BANDRA - EAST, MUMBAI 400098			23,617	0.00
123	JAPAN POLICE PERSONNEL MUTUAL AID ASSOCIATION 18465-7009	PLOT C-54 AND C-55, BKC BANDRA - EAST, MUMBAI 400098			30,729	0.00
124	JAPAN POLICE PERSONNEL MUTUAL AID ASSOCIATION 18465-7010	PLOT C-54 AND C-55, BKC BANDRA - EAST, MUMBAI 400098			22,817	0.00
125	CUSTODY BANK OF JAPAN, LTD. AS TRUSTEE FOR SMTB GMAS EQUITY MOTHER FUND	PLOT C-54 AND C-55, BKC BANDRA - EAST, MUMBAI 400098			5,228	0.00
126	NINETY ONE GLOBAL STRATEGY FUND - EMERGING MARKETS MULTI-ASSET FUND	PLOT C-54 AND C-55, BKC BANDRA - EAST, MUMBAI 400098			6,35,613	0.03
127	ISHARES CORE EMERGING MARKETS MAURITIUS CO	PLOT C-54 AND C-55, BKC BANDRA - EAST, MUMBAI 400098			1,09,35,677	0.45
128	ISHARES CORE TOTAL INTERNATIONAL STOCK MAURITIUS CO	PLOT C-54 AND C-55, BKC BANDRA - EAST, MUMBAI 400098			19,10,789	0.08
129	ISHARES MSCI EM UCITS ETF USD (ACC)	PLOT C-54 AND C-55, BKC BANDRA - EAST, MUMBAI 400098			2,16,185	0.01
130	ISHARES MSCI EM UCITS ETF USD (DIST)	PLOT C-54 AND C-55, BKC BANDRA - EAST, MUMBAI 400098			6,83,021	0.03
131	NINETY ONE FUNDS SERIES IV - EMERGING MARKETS EQUITY FUND	PLOT C-54 AND C-55, BKC BANDRA - EAST, MUMBAI 400098			4,09,900	0.02
132	NINETY ONE GLOBAL SELECT LLC - NINETY ONE EMERGING MARKETS EQUITY FUND	PLOT C-54 AND C-55, BKC BANDRA - EAST, MUMBAI 400098			28,20,268	0.12
133	ISHARES MSCI EM ASIA UCITS ETF	PLOT C-54 AND C-55, BKC BANDRA - EAST, MUMBAI 400098			3,93,107	0.02
134	ISHARES CORE MSCI EM IMI UCITS ETF	PLOT C-54 AND C-55, BKC BANDRA - EAST, MUMBAI 400098			24,88,563	0.10
135	TOTAL INTERNATIONAL EX U.S. INDEX MASTER PORTFOLIO OF MASTER INVESTMENT PORTFOLIO	PLOT C-54 AND C-55, BKC BANDRA - EAST, MUMBAI 400098			68,809	0.00
136	ISHARES MSCI GLOBAL MULTIFACTOR ETF	PLOT C-54 AND C-55, BKC BANDRA - EAST, MUMBAI 400098			33,264	0.00
137	ISHARES MSCI ACWI EX U.S. ETF	PLOT C-54 AND C-55, BKC BANDRA - EAST, MUMBAI 400098			1,77,818	0.01
138	ISHARES MSCI ACWI ETF	PLOT C-54 AND C-55, BKC BANDRA - EAST, MUMBAI 400098			3,10,897	0.01
139	ISHARES IV PUBLIC LIMITED COMPANY- ISHARES MSCI INDIA UCITS ETF	PLOT C-54 AND C-55, BKC BANDRA - EAST, MUMBAI 400098			17,04,980	0.07
140	ISHARES IV PUBLIC LIMITED COMPANY- ISHARES MSCI EM IMI ESG SCREENED UCITS ETF	PLOT C-54 AND C-55, BKC BANDRA - EAST, MUMBAI 400098			3,85,018	0.02
141	ALLIANZ GLOBAL INVESTORS FUND - ALLIANZ GEM EQUITY HIGH DIVIDEND	PLOT C-54 AND C-55, BKC BANDRA - EAST, MUMBAI 400098			4,59,152	0.02
142	MONETARY AUTHORITY OF SINGAPORE ACCOUNT 7	PLOT C-54 AND C-55, BKC BANDRA - EAST, MUMBAI 400098			2,34,031	0.01
143	ALLIANZ GLOBAL INVESTORS FUND - ALLIANZ GLOBAL EMERGING MARKETS EQUITY DIVIDEND	PLOT C-54 AND C-55, BKC BANDRA - EAST, MUMBAI 400098			2,48,077	0.01
144	CUSTODY BANK OF JAPAN, LTD. AS TRUSTEE FOR SMTB EMERGING EQUITY INDEX MOTHER FUND	PLOT C-54 AND C-55, BKC BANDRA - EAST, MUMBAI 400098			22,245	0.00
145	ABERDEEN INVESTMENT FUNDS UK ICVC II - ABERDEEN ASIA PACIFIC EX - JAPAN EQUITY TRACKER FUND	PLOT C-54 AND C-55, BKC BANDRA - EAST, MUMBAI 400098			85,880	0.00
146	ABERDEEN INVESTMENT FUNDS UK ICVC II - ABERDEEN EMERGING MARKETS EQUITY TRACKER FUND	PLOT C-54 AND C-55, BKC BANDRA - EAST, MUMBAI 400098			32,595	0.00
147	KUWAIT INVESTMENT AUTHORITY FUND F238	PLOT C-54 AND C-55, BKC BANDRA - EAST, MUMBAI 400098			18,90,000	0.08
148	LGPS CENTRAL ALL WORLD EQUITY CLIMATE MULTI FACTOR FUND, A SUB FUND OF LGPS CENTRAL AUTHORISED CONTR	PLOT C-54 AND C-55, BKC BANDRA - EAST, MUMBAI 400098			3,00,000	0.01
149	WELLS FARGO BANK DECLARATION OF TRUST ESTABLISHING INVESTMENT FUNDS FOR EMPLOYEE BENEFIT TRUSTS -WEL	PLOT C-54 AND C-55, BKC BANDRA - EAST, MUMBAI 400098			3,33,842	0.01
150	VICTORYSHARES USAA MSCI EMERGING MARKETS VALUE MOMENTUM ETF	PLOT C-54 AND C-55, BKC BANDRA - EAST, MUMBAI 400098			1,81,867	0.01
151	COLONIAL FIRST STATE INVESTMENT FUND 50	PLOT C-54 AND C-55, BKC BANDRA - EAST, MUMBAI 400098			37,014	0.00
152	ISHARES MSCI BRIC ETF	PLOT C-54 AND C-55, BKC BANDRA - EAST, MUMBAI 400098			39,403	0.00
153	ISHARES MSCI EMERGING MARKETS ASIA ETF	PLOT C-54 AND C-55, BKC BANDRA - EAST, MUMBAI 400098			1,60,989	0.01
154	ISHARES MSCI EMERGING MARKETS ETF	PLOT C-54 AND C-55, BKC BANDRA - EAST, MUMBAI 400098			46,27,085	0.19
155	ZURICH INVEST INSTITUTIONAL FUNDS - ZIF AKTIEN EMERGING MARKETS	PLOT C-54 AND C-55, BKC BANDRA - EAST, MUMBAI 400098			2,00,931	0.01
156	BOFA SECURITIES EUROPE SA	PLOT C-54 AND C-55, BKC BANDRA - EAST, MUMBAI 400098			22,32,834	0.09
157	BOFA SECURITIES EUROPE SA - ODI	PLOT C-54 AND C-55, BKC BANDRA - EAST, MUMBAI 400098			1,74,491	0.01
158	PUBLIC SECTOR PENSION INVESTMENT BOARD - PSP INVESTMENTS	PLOT C-54 AND C-55, BKC BANDRA - EAST, MUMBAI 400098			4,39,517	0.02
159	ISHARES MSCI ALL COUNTRY ASIA EX JAPAN ETF	PLOT C-54 AND C-55, BKC BANDRA - EAST, MUMBAI 400098			8,15,096	0.03
160	VERDIPAPIRFONDET DNB GLOBAL EMERGING MARKETS INDEKS	PLOT C-54 AND C-55, BKC BANDRA - EAST, MUMBAI 400098			37,088	0.00
161	SPARTAN GROUP TRUST FOR EMPLOYEE BENEFIT PLANS SPARTAN TOTAL INTERNATIONAL INDEX POOL	PLOT C-54 AND C-55, BKC BANDRA - EAST, MUMBAI 400098			13,840	0.00
162	MN SERVICES ANDELENFONDS EMERGING MARKETS - RE ARROWSTREET	PLOT C-54 AND C-55, BKC BANDRA - EAST, MUMBAI 400098			4,09,466	0.02
163	GOLDMAN SACHS COLLECTIVE TRUST - EMERGING MARKETS EQUITY INSIGHTS FUND	PLOT C-54 AND C-55, BKC BANDRA - EAST, MUMBAI 400098			2,38,071	0.01
164	THE NOMURA TRUST AND BANKING CO., LTD. RE: INTERNATIONAL EMERGING STOCK INDEX MSCI EMERGING NO HEDGE	PLOT C-54 AND C-55, BKC BANDRA - EAST, MUMBAI 400098			1,40,000	0.01
165	CUSTODY BANK OF JAPAN, LTD. STB EMERGING MARKETS EQUITY INDEX MOTHER FUND	PLOT C-54 AND C-55, BKC BANDRA - EAST, MUMBAI 400098			24,926	0.00
166	NTCC COLLECTIVE FUNDS FOR EMPLOYEE BENEFIT TRUSTS - NTCC EMERGING MARKETS FUND FEBT	PLOT C-54 AND C-55, BKC BANDRA - EAST, MUMBAI 400098			64,156	0.00
167	DIMENSIONAL EMERGING CORE EQUITY MARKET ETF OF DIMENSIONAL ETF TRUST	PLOT C-54 AND C-55, BKC BANDRA - EAST, MUMBAI 400098			77,668	0.00
168	ISHARES MSCI EMERGING MARKETS EX CHINA ETF	PLOT C-54 AND C-55, BKC BANDRA - EAST, MUMBAI 400098			6,16,140	0.03
169	ZURICH INVEST INSTITUTIONAL FUNDS - ZIF AKTIEN EMERGING MARKETS - EM SYSTEMATIC EQUITY PORTFOLIO MAN	PLOT C-54 AND C-55, BKC BANDRA - EAST, MUMBAI 400098			1,76,848	0.01
170	INTERNATIONAL MONETARY FUND	PLOT C-54 AND C-55, BKC BANDRA - EAST, MUMBAI 400098			1,65,340	0.01
171	ISHARES IV PUBLIC LIMITED COMPANY - ISHARES MSCI EM EX-CHINA UCITS ETF	PLOT C-54 AND C-55, BKC BANDRA - EAST, MUMBAI 400098			7,717	0.00
172	LAZARD/WILMINGTON COLLECTIVE TRUST	PLOT C-54 AND C-55, BKC BANDRA - EAST, MUMBAI 400098			33,376	0.00
173	LAZARD/WILMINGTON EMERGING MARKETS EQUITY ADVANTAGE FUND	PLOT C-54 AND C-55, BKC BANDRA - EAST, MUMBAI 400098			93,486	0.00
174	FIDELITY CENTRAL INVESTMENTS PORTFOLIO LLC - FIDELITY EMERGING MARKETS EQUITY CENTRAL FUND	PLOT C-54 AND C-55, BKC BANDRA - EAST, MUMBAI 400098			14,94,300	0.06
175	CUSTODY BANK OF JAPAN, LTD. AS TRUSTEE FOR AMONE MSCI ACWI CLIMATE PARIS ALIGNED INDEX MOTHER FUND	PLOT C-54 AND C-55, BKC BANDRA - EAST, MUMBAI 400098			20,313	0.00
176	LGIASUPER	PLOT C-54 AND C-55, BKC BANDRA - EAST, MUMBAI 400098			90,754	0.00
177	CREDIT SUISSE INDEX FUND (LUX) - CSIF (LUX) EQUITY EMERGING MARKETS	PLOT C-54 AND C-55, BKC BANDRA - EAST, MUMBAI 400098			1,17,886	0.00
178	UBS (IRL) ETF PLC - MSCI ACWI CLIMATE PARIS ALIGNED UCITS ETF	PLOT C-54 AND C-55, BKC BANDRA - EAST, MUMBAI 400098			2,273	0.00
179	UBS (IRL) ETF PLC - MSCI EMERGING MARKETS CLIMATE PARIS ALIGNED UCITS ETF	PLOT C-54 AND C-55, BKC BANDRA - EAST, MUMBAI 400098			20,850	0.00
180	UNIVERSAL-INVESTMENT-GESELLSCHAFT MBH FOR KPFT-UNIVERSAL-FONDS	PLOT C-54 AND C-55, BKC BANDRA - EAST, MUMBAI 400098			14,357	0.00
181	DESJARDINS EMERGING MARKETS OPPORTUNITIES FUND	PLOT C-54 AND C-55, BKC BANDRA - EAST, MUMBAI 400098			26,40,561	0.11
182	HBOS FAR EASTERN FUND	PLOT C-54 AND C-55, BKC BANDRA - EAST, MUMBAI 400098			5,84,214	0.02
183	SCOTTISH WIDOWS OVERSEAS GROWTH INVESTMENT FUNDS ICVC - PACIFIC GROWTH FUND	PLOT C-54 AND C-55, BKC BANDRA - EAST, MUMBAI 400098			2,79,956	0.01
184	SCOTTISH WIDOWS TRACKER AND SPECIALIST INVESTMENT FUNDS ICVC - EMERGING MARKETS FUND	PLOT C-54 AND C-55, BKC BANDRA - EAST, MUMBAI 400098			31,60,750	0.13
185	DFA AUSTRALIA LIMITED AS RESPONSIBLE ENTITY FOR DIMENSIONAL EMERGING MARKETS SUSTAINABILITY TRUST	PLOT C-54 AND C-55, BKC BANDRA - EAST, MUMBAI 400098			68,425	0.00
186	DIMENSIONAL WORLD EX U.S. CORE EQUITY 2 ETF OF DIMENSIONAL ETF TRUST	PLOT C-54 AND C-55, BKC BANDRA - EAST, MUMBAI 400098			5,52,679	0.02
187	LF WALES PP EMERGING MARKETS EQUITY FUND	PLOT C-54 AND C-55, BKC BANDRA - EAST, MUMBAI 400098			2,73,451	0.01
188	QIC LISTED EQUITIES FUND	PLOT C-54 AND C-55, BKC BANDRA - EAST, MUMBAI 400098			2,79,536	0.01
189	EMERGING MARKETS EX CHINA CORE EQUITY PORTFOLIO OF DFA INVESTMENT DIMENSIONS GROUP INC.	PLOT C-54 AND C-55, BKC BANDRA - EAST, MUMBAI 400098			1,04,390	0.00
190	NORTHERN TRUST COLLECTIVE EMERGING MARKETS EX CHINA INVESTABLE MARKET INDEX FUND - NON-LENDING	PLOT C-54 AND C-55, BKC BANDRA - EAST, MUMBAI 400098			1,04,899	0.00
191	EMERGING MARKETS SUSTAINABILITY CORE EQUITY FUND OF DIMENSIONAL FUNDS PLC	PLOT C-54 AND C-55, BKC BANDRA - EAST, MUMBAI 400098			16,562	0.00
192	SPIRIT SUPER	PLOT C-54 AND C-55, BKC BANDRA - EAST, MUMBAI 400098			3,91,422	0.02
193	QSUPER MANAGED BY ORIGIN ASSET MANAGEMENT LIMITED LIABILITY PARTNERSHIP	PLOT C-54 AND C-55, BKC BANDRA - EAST, MUMBAI 400098			3,49,000	0.01
194	QSUPER MANAGED BY AQR CAPITAL MANAGEMENT, LLC	PLOT C-54 AND C-55, BKC BANDRA - EAST, MUMBAI 400098			1,98,709	0.01
195	QSUPER MANAGED BY STATE STREET GLOBAL ADVISORS, AUSTRALIA LIMITED - SUQP	PLOT C-54 AND C-55, BKC BANDRA - EAST, MUMBAI 400098			1,31,375	0.01
196	QSUPER MANAGED BY STATE STREET GLOBAL ADVISORS, AUSTRALIA, LIMITED - QSPP	PLOT C-54 AND C-55, BKC BANDRA - EAST, MUMBAI 400098			93,276	0.00
197	THE PRUDENTIAL ASSURANCE COMPANY LIMITED	NESCO COMPLEX, W E HIGHWAY GOREGAON EAST, MUMBAI 400063			8,19,067	0.03

198	BNS ASIA LIMITED	NESCO COMPLEX, W E HIGHWAY GOREGAON EAST, MUMBAI 400063		102	0.00
199	HORIZON ACCESS INDIA FUND	NESCO COMPLEX, W E HIGHWAY GOREGAON EAST, MUMBAI 400063		52,059	0.00
200	STICHTING PENSIOENFONDS RAIL & OPENBAAR VERVOER	NESCO COMPLEX, W E HIGHWAY GOREGAON EAST, MUMBAI 400063		2,31,371	0.01
201	KOTAK GLOBAL FUNDS	NESCO COMPLEX, W E HIGHWAY GOREGAON EAST, MUMBAI 400063		15,365	0.00
202	CUSTODY BANK OF JAPAN, LTD. AS TRUSTEE FOR EMERGING EQUITY PASSIVE MOTHER FUND	NESCO COMPLEX, W E HIGHWAY GOREGAON EAST, MUMBAI 400063		1,11,884	0.00
203	ISHARES MSCI INDIA MAURITIUS COMPANY	NESCO COMPLEX, W E HIGHWAY GOREGAON EAST, MUMBAI 400063		1,33,621	0.01
204	THE MASTER TRUST BANK OF JAPAN, LTD. AS TRUSTEE OF HSBC INDIA INFRASTRUCTURE EQUITY MOTHER FUND	NESCO COMPLEX, W E HIGHWAY GOREGAON EAST, MUMBAI 400063		5,00,000	0.02
205	GRD 21	NESCO COMPLEX, W E HIGHWAY GOREGAON EAST, MUMBAI 400063		40,451	0.00
206	MANULIFE ASIA PACIFIC MID & SMALL CAP FUND	NESCO COMPLEX, W E HIGHWAY GOREGAON EAST, MUMBAI 400063		78,000	0.00
207	THE MASTER TRUST BANK OF JAPAN, LTD. AS TRUSTEE OF MUTB300000069-STOCK	NESCO COMPLEX, W E HIGHWAY GOREGAON EAST, MUMBAI 400063		34,315	0.00
208	THE MASTER TRUST BANK OF JAPAN, LTD. AS TRUSTEE OF MUAM EMERGING EQUITY INDEX MOTHER FUND	NESCO COMPLEX, W E HIGHWAY GOREGAON EAST, MUMBAI 400063		3,66,150	0.02
209	HSBC POOLED INVESTMENT FUND - HSBC POOLED VC ASIA PACIFIC EX JAPAN EQUITY FUND	NESCO COMPLEX, W E HIGHWAY GOREGAON EAST, MUMBAI 400063		1,73,846	0.01
210	CUSTODY BANK OF JAPAN, LTD. STB SUMISHIN SHINKOUKOKUKABUSHIKI INDEX MOTHER FUND	NESCO COMPLEX, W E HIGHWAY GOREGAON EAST, MUMBAI 400063		1,16,287	0.00
211	THE MASTER TRUST BANK OF JAPAN, LTD. AS TRUSTEE OF MUTB300000120-STOCK	NESCO COMPLEX, W E HIGHWAY GOREGAON EAST, MUMBAI 400063		6,294	0.00
212	NOMURA SINGAPORE LIMITED	NESCO COMPLEX, W E HIGHWAY GOREGAON EAST, MUMBAI 400063		3,80,000	0.02
213	SUMITOMO MITSUI TRUST BANK, LIMITED (AS TRUSTEE FOR SUMITOMO MITSUI TRUST PENSION COMMINGLE FUND E06	NESCO COMPLEX, W E HIGHWAY GOREGAON EAST, MUMBAI 400063		55,583	0.00
214	CUSTODY BANK OF JAPAN, LTD. STB EM ASIA EQUITY INDEX MOTHER FUND	NESCO COMPLEX, W E HIGHWAY GOREGAON EAST, MUMBAI 400063		2,960	0.00
215	PENSION FUND ASSOCIATION FOR LOCAL GOVERNMENT OFFICIALS 18420-7015	NESCO COMPLEX, W E HIGHWAY GOREGAON EAST, MUMBAI 400063		81,949	0.00
216	CSIF CH EQUITY EMERGING MARKETS BLUE	NESCO COMPLEX, W E HIGHWAY GOREGAON EAST, MUMBAI 400063		8,43,005	0.03
217	THE MASTER TRUST BANK OF JAPAN, LTD. AS TRUSTEE OF THE PROMOTION AND MUTUAL AID CORPORATION FOR PRIV	NESCO COMPLEX, W E HIGHWAY GOREGAON EAST, MUMBAI 400063		34,503	0.00
218	THE MASTER TRUST BANK OF JAPAN, LTD. AS TRUSTEE OF NATIONAL PENSION FUND ASSOCIATION MTB400034657	NESCO COMPLEX, W E HIGHWAY GOREGAON EAST, MUMBAI 400063		68,065	0.00
219	THE MASTER TRUST BANK OF JAPAN, LTD. AS TRUSTEE OF NATIONAL PENSION FUND ASSOCIATION MTB400036043	NESCO COMPLEX, W E HIGHWAY GOREGAON EAST, MUMBAI 400063		38,773	0.00
220	THE MASTER TRUST BANK OF JAPAN, LTD. AS TRUSTEE OF NATIONAL PENSION FUND ASSOCIATION MUTB400037232	NESCO COMPLEX, W E HIGHWAY GOREGAON EAST, MUMBAI 400063		17,952	0.00
221	SUNDARAM INDIA MIDCAP FUND	NESCO COMPLEX, W E HIGHWAY GOREGAON EAST, MUMBAI 400063		3,52,637	0.01
222	LANSFORSKRINGAR TILLVAXTMARKNAD INDEXNARA	NESCO COMPLEX, W E HIGHWAY GOREGAON EAST, MUMBAI 400063		2,14,019	0.01
223	RESONA BANK, LTD. (AS TRUSTEE FOR PENSION COMMINGLE FUND) 00729-7035	NESCO COMPLEX, W E HIGHWAY GOREGAON (EAST), MUMBAI 400063		7,302	0.00
224	PUBLIC EMPLOYEES RETIREMENT ASSOCIATION OF NEW MEXICO	NESCO COMPLEX, W E HIGHWAY GOREGAON EAST, MUMBAI 400063		5,063	0.00
225	THE MASTER TRUST BANK OF JAPAN, LTD. AS TRUSTEE OF FUJITSU PENSION FUND MUTB400038708	NESCO COMPLEX, W E HIGHWAY GOREGAON (EAST), MUMBAI 400063		37,997	0.00
226	THE MASTER TRUST BANK OF JAPAN, LTD. AS TRUSTEE OF THE PROMOTION AND MUTUAL AID CORPORATION FOR PRIV	NESCO COMPLEX, W E HIGHWAY GOREGAON (EAST), MUMBAI 400063		1,00,889	0.00
227	PENSION FUND ASSOCIATION FOR LOCAL GOVERNMENT OFFICIALS 18420-7082	NESCO COMPLEX, W E HIGHWAY GOREGAON EAST, MUMBAI 400063		81,949	0.00
228	CUSTODY BANK OF JAPAN, LTD. RE: RB INDIA ASEAN INFRASTRUCTURE EQUITY MOTHER FUND	NESCO COMPLEX, W E HIGHWAY GOREGAON EAST, MUMBAI 400063		16,000	0.00
229	PENSION FUND ASSOCIATION FOR LOCAL GOVERNMENT OFFICIALS 18420-7088	NESCO COMPLEX, W E HIGHWAY GOREGAON EAST, MUMBAI 400063		98,963	0.00
230	PENSION FUND ASSOCIATION FOR LOCAL GOVERNMENT OFFICIALS 18420-7089	NESCO COMPLEX, W E HIGHWAY GOREGAON EAST, MUMBAI 400063		1,18,479	0.00
231	PENSION FUND ASSOCIATION FOR LOCAL GOVERNMENT OFFICIALS 18420-7085	NESCO COMPLEX, W E HIGHWAY GOREGAON EAST, MUMBAI 400063		1,25,970	0.01
232	PENSION FUND ASSOCIATION FOR LOCAL GOVERNMENT OFFICIALS 18420-7086	NESCO COMPLEX, W E HIGHWAY GOREGAON EAST, MUMBAI 400063		1,12,807	0.00
233	PENSION FUND ASSOCIATION FOR LOCAL GOVERNMENT OFFICIALS 18420-7091	NESCO COMPLEX, W E HIGHWAY GOREGAON EAST, MUMBAI 400063		1,13,521	0.00
234	PENSION FUND ASSOCIATION FOR LOCAL GOVERNMENT OFFICIALS 18420-7092	NESCO COMPLEX, W E HIGHWAY GOREGAON EAST, MUMBAI 400063		1,18,363	0.00
235	PENSION FUND ASSOCIATION FOR LOCAL GOVERNMENT OFFICIALS 18420-7090	NESCO COMPLEX, W E HIGHWAY GOREGAON EAST, MUMBAI 400063		1,12,271	0.00
236	PENSION FUND ASSOCIATION FOR LOCAL GOVERNMENT OFFICIALS 18420-7087	NESCO COMPLEX, W E HIGHWAY GOREGAON EAST, MUMBAI 400063		71,909	0.00
237	PENSION FUND ASSOCIATION FOR LOCAL GOVERNMENT OFFICIALS 18580-7007	NESCO COMPLEX, W E HIGHWAY GOREGAON (EAST), MUMBAI 400063		4,650	0.00
238	PENSION FUND ASSOCIATION FOR LOCAL GOVERNMENT OFFICIALS 18580-7008	NESCO COMPLEX, W E HIGHWAY GOREGAON (EAST), MUMBAI 400063		5,160	0.00
239	NATIONAL FEDERATION OF MUTUAL AID ASSOCIATIONS FOR MUNICIPAL PERSONNEL 10502-0004	NESCO COMPLEX, W E HIGHWAY GOREGAON (EAST), MUMBAI 400063		1,14,564	0.00
240	NATIONAL FEDERATION OF MUTUAL AID ASSOCIATIONS FOR MUNICIPAL PERSONNEL 10502-0005	NESCO COMPLEX, W E HIGHWAY GOREGAON (EAST), MUMBAI 400063		88,252	0.00
241	XTRACKERS MSCI EMERGING MARKETS HEDGED EQUITY ETF	NESCO COMPLEX, W E HIGHWAY GOREGAON (EAST), MUMBAI 400063		15,926	0.00
242	NATIONAL FEDERATION OF MUTUAL AID ASSOCIATIONS FOR MUNICIPAL PERSONNEL 18464-2106	NESCO COMPLEX, W E HIGHWAY GOREGAON EAST, MUMBAI 400063		39,247	0.00
243	NATIONAL FEDERATION OF MUTUAL AID ASSOCIATIONS FOR MUNICIPAL PERSONNEL 18464-2107	NESCO COMPLEX, W E HIGHWAY GOREGAON EAST, MUMBAI 400063		78,316	0.00
244	THE HONGKONG AND SHANGHAI BANKING CORPORATION LIMITED	NESCO COMPLEX, W E HIGHWAY GOREGAON (EAST), MUMBAI 400063		52,657	0.00
245	JAPAN MUTUAL AID ASSOCIATION OF PUBLIC SCHOOL TEACHERS 10512-7001	NESCO COMPLEX, W E HIGHWAY GOREGAON (EAST), MUMBAI 400063		71,478	0.00
246	JAPAN MUTUAL AID ASSOCIATION OF PUBLIC SCHOOL TEACHERS 10512-7002	NESCO COMPLEX, W E HIGHWAY GOREGAON (EAST), MUMBAI 400063		62,407	0.00
247	POOL REINSURANCE COMPANY LIMITED	NESCO COMPLEX, W E HIGHWAY GOREGAON EAST, MUMBAI 400063		5,860	0.00
248	SCHOOL EMPLOYEES RETIREMENT SYSTEM OF OHIO - ARROWSTREET EMERGING	NESCO COMPLEX, W E HIGHWAY GOREGAON (EAST), MUMBAI 400063		89,982	0.00
249	SAUDI ARABIAN MONETARY AUTHORITY - EMERGING MARKET PORTFOLIO 12	NESCO COMPLEX, W E HIGHWAY GOREGAON (EAST), MUMBAI 400063		13,16,506	0.05
250	HSBC POOLED INVESTMENT FUND - HSBC POOLED GLOBAL EQUITY FUND	NESCO COMPLEX, W E HIGHWAY GOREGAON EAST, MUMBAI 400063		3,47,582	0.01
251	AMUNDI INDEX SOLUTIONS - AMUNDI INDEX MSCI EMERGING MARKETS	NESCO COMPLEX, W E HIGHWAY GOREGAON (EAST), MUMBAI 400063		8,70,346	0.04
252	CUSTODY BANK OF JAPAN, LTD. RE: RB RAM INTERNATIONAL EMERGING COUNTRIES EQUITY MOTHER FUND	NESCO COMPLEX, W E HIGHWAY GOREGAON EAST, MUMBAI 400063		22,968	0.00
253	CUSTODY BANK OF JAPAN, LTD. AS TRUSTEE FOR RESONA BANK, LIMITED AS TRUSTEE FOR JPM GEM DIVERSIFIED M	NESCO COMPLEX, W E HIGHWAY GOREGAON EAST, MUMBAI 400063		1,84,333	0.01
254	ISHARES CORE MSCI ASIA EX JAPAN ETF	NESCO COMPLEX, W E HIGHWAY GOREGAON EAST, MUMBAI 400063		4,49,471	0.02
255	THE MASTER TRUST BANK OF JAPAN, LTD. AS TRUSTEE OF NATIONAL PENSION FUND ASSOCIATION MTB400030132	NESCO COMPLEX, W E HIGHWAY GOREGAON (EAST), MUMBAI 400063		54,060	0.00
256	THE MASTER TRUST BANK OF JAPAN, LTD. AS TRUSTEE OF NATIONAL PENSION FUND ASSOCIATION MTB400030133	NESCO COMPLEX, W E HIGHWAY GOREGAON (EAST), MUMBAI 400063		23,410	0.00
257	SWISSCANTO (CH) INDEX FUND V - SWISSCANTO (CH) INDEX EQUITY FUND EMERGING MARKETS	NESCO COMPLEX, W E HIGHWAY GOREGAON (EAST), MUMBAI 400063		2,45,963	0.01
258	THE MASTER TRUST BANK OF JAPAN, LTD. AS TRUSTEE OF NISSAY EMERGING MARKETS EQUITY INDEX MOTHER FUND	NESCO COMPLEX, W E HIGHWAY GOREGAON (EAST), MUMBAI 400063		7,078	0.00
259	ALLIANZ GLOBAL INVESTORS GMBH ACTING ON BEHALF OF ALLIANZ VKA FONDS	NESCO COMPLEX, W E HIGHWAY GOREGAON (EAST), MUMBAI 400063		37,001	0.00
260	PK CSG WORLD EQUITY	NESCO COMPLEX, W E HIGHWAY GOREGAON (EAST), MUMBAI 400063		3,15,044	0.01
261	MGTS AFH DA GLOBAL EMERGING MARKETS EQUITY FUND	NESCO COMPLEX, W E HIGHWAY GOREGAON (EAST), MUMBAI 400063		65,950	0.00
262	BCT POOLED INVESTMENT FUND SERIES - SMART ASIAN EQUITY FUND	NESCO COMPLEX, W E HIGHWAY GOREGAON EAST, MUMBAI 400063		24,354	0.00
263	BCT POOLED INVESTMENT FUND SERIES - DYNAMIC GLOBAL EMERGING MARKETS EQUITY FUND	NESCO COMPLEX, W E HIGHWAY GOREGAON EAST, MUMBAI 400063		3,52,414	0.01
264	SAUDI ARABIAN MONETARY AUTHORITY - GLOBAL EQUITY PORTFOLIO 12	NESCO COMPLEX, W E HIGHWAY GOREGAON (EAST), MUMBAI 400063		2,50,000	0.01
265	HSBC GLOBAL INVESTMENT FUNDS GLOBAL EMERGING MARKETS MULTI ASSET INCOME	NESCO COMPLEX, W E HIGHWAY GOREGAON (EAST), MUMBAI 400063		34,335	0.00
266	THE MASTER TRUST BANK OF JAPAN, LTD. AS TRUSTEE OF NATIONAL PENSION FUND ASSOCIATION MTB400030363	NESCO COMPLEX, W E HIGHWAY GOREGAON EAST, MUMBAI 400063		41,486	0.00
267	INVESCO INDIA ETF	NESCO COMPLEX, W E HIGHWAY GOREGAON (EAST), MUMBAI 400063		1,30,594	0.01
268	ALLIANZ GLOBAL INVESTORS GMBH ACTING ON BEHALF OF ALLIANZ VGI 1 FONDS	NESCO COMPLEX, W E HIGHWAY GOREGAON EAST, MUMBAI 400063		42,055	0.00
269	ADVISORS' INNER CIRCLE FUND III-NINETY ONE EMERGING MARKETS EQUITY FUND	NESCO COMPLEX, W E HIGHWAY GOREGAON (EAST), MUMBAI 400063		2,70,475	0.01
270	DWS INVESTMENT GMBH ON BEHALF OF DEAM-FONDS SPEZIAL 2	NESCO COMPLEX, W E HIGHWAY GOREGAON (EAST), MUMBAI 400063		49,836	0.00
271	SEI INSTITUTIONAL INTERNATIONAL TRUST - EMERGING MARKETS EQUITY FUND MANAGED BY QTRON INVESTMENTS	NESCO COMPLEX, W E HIGHWAY GOREGAON (EAST), MUMBAI 400063		3,82,104	0.02
272	SAUDI ARABIAN MONETARY AUTHORITY - EMERGING MARKET PORTFOLIO 15	NESCO COMPLEX, W E HIGHWAY GOREGAON (EAST), MUMBAI 400063		18,46,412	0.08
273	INVESCO S & P EMERGING MARKETS MOMENTUM ETF	NESCO COMPLEX, W E HIGHWAY GOREGAON (EAST), MUMBAI 400063		3,616	0.00
274	THE MASTER TRUST BANK OF JAPAN, LTD. AS TRUSTEE OF FUJITSU PENSION FUND MTB400030467	NESCO COMPLEX, W E HIGHWAY GOREGAON (EAST), MUMBAI 400063		39,942	0.00
275	ALLIANZ GLOBAL INVESTORS GMBH ACTING ON BEHALF OF ALLIANZ VGL FONDS	NESCO COMPLEX, W E HIGHWAY GOREGAON EAST, MUMBAI 400063		8,66,223	0.04
276	SWISSCANTO SAMMELSTIFTUNG SYSTEMATIC RESPONSIBLE EMERGING MARKET EQUITY FUND	NESCO COMPLEX, W E HIGHWAY GOREGAON EAST, MUMBAI 400063		11,43,264	0.05
277	MANULIFE TEDA INDIA OPPORTUNITIES EQUITY FUND (QDII)	NESCO COMPLEX, W E HIGHWAY GOREGAON (EAST), MUMBAI 400063		48,648	0.00
278	XTRACKERS MSCI ALL WORLD EX US HEDGED EQUITY ETF	NESCO COMPLEX, W E HIGHWAY GOREGAON (EAST), MUMBAI 400063		6,187	0.00
279	KOLUMBAN - BALANCED 2	W E HIGHWAY GOREGAON EAST MUMBAI 400063		83,328	0.00
280	KOLUMBAN - BALANCED	W E HIGHWAY GOREGAON EAST MUMBAI 400063		61,793	0.00
281	AMUNDI INDEX SOLUTIONS - AMUNDI MSCI EMERGING ESG UNIVERSAL SELECT	W E HIGHWAY GOREGAON EAST MUMBAI 400063		19,491	0.00
282	REASSURE LIMITED	NESCO COMPLEX, W E HIGHWAY GOREGAON (EAST), MUMBAI 400063		25,421	0.00
283	SWISSCANTO (CH) INDEX FUND V - SWISSCANTO (CH) INDEX EQUITY FUND EMERGING MARKETS RESPONSIBLE	NESCO COMPLEX, W E HIGHWAY GOREGAON (EAST), MUMBAI 400063		2,78,385	0.01
284	THE MASTER TRUST BANK OF JAPAN, LTD. AS TRUSTEE OF NISSAY EMERGING MARKETS EQUITY INDEX II MOTHER FU	NESCO COMPLEX, W E HIGHWAY GOREGAON (EAST), MUMBAI 400063		3,151	0.00
285	CI WISDOMTREE EMERGING MARKETS DIVIDEND INDEX ETF	NESCO COMPLEX, W E HIGHWAY GOREGAON (EAST), MUMBAI 400063		17,823	0.00
286	SAUDI ARABIAN MONETARY AUTHORITY RE FAR EAST EQUITY PORTFOLIO 1	NESCO COMPLEX, W E HIGHWAY GOREGAON (EAST), MUMBAI 400063		64,28,057	0.28

287	HSBC MSCI EMERGING MARKETS UCITS ETF	NESCO COMPLEX, W.E. HIGHWAY GOREGAON (EAST), MUMBAI 400063		2,21,205	0.01
288	HSBC INDEX TRACKER INVESTMENTS FUNDS FTSE ALL-WORLD INDEX FUND	NESCO COMPLEX, W.E. HIGHWAY GOREGAON (EAST), MUMBAI 400063		51,076	0.00
289	MGT'S AFH DA GLOBAL EMERGING MARKETS EQUITY FUND MANAGED BY GOLDMAN SACHS ASSET MANAGEMENT INTERNATIO	NESCO COMPLEX, W.E. HIGHWAY GOREGAON (EAST), MUMBAI 400063		2,80,753	0.01
290	RUSSELL INVESTMENTS INSTITUTIONAL FUNDS PLC - RUSSELL INVESTMENTS EMERGING MARKETS OPPORTUNITIES FUN	NESCO COMPLEX, W.E. HIGHWAY GOREGAON (EAST), MUMBAI 400063		64,658	0.00
291	ORGANIZATION FOR SMALL&MEDIUM ENTERPRISES AND REGIONAL INNOVATION, JAPAN 18440-2138	NESCO COMPLEX, W.E. HIGHWAY GOREGAON (EAST), MUMBAI 400063		77,505	0.00
292	PENSION FUND ASSOCIATION FOR LOCAL GOVERNMENT OFFICIALS 18420-7117	NESCO COMPLEX, W.E. HIGHWAY GOREGAON (EAST), MUMBAI 400063		1,01,957	0.00
293	PENSION FUND ASSOCIATION FOR LOCAL GOVERNMENT OFFICIALS 18420-7118	NESCO COMPLEX, W.E. HIGHWAY GOREGAON (EAST), MUMBAI 400063		1,01,957	0.00
294	PUBLIC EMPLOYEES RETIREMENT SYSTEM OF OHIO	NESCO COMPLEX, W.E. HIGHWAY GOREGAON (EAST), MUMBAI 400063		1,00,021	0.00
295	AMUNDI INDEX SOLUTIONS - AMUNDI PRIME EMERGING MARKETS	NESCO COMPLEX, W.E. HIGHWAY GOREGAON (EAST), MUMBAI 400063		1,668	0.00
296	BP PENSION TRUSTEES LTD AS TRUSTEE OF THE BP PENSION FUND - LEGAL & GENERAL INVESTMENT MANAGEMENT LI	NESCO COMPLEX, W.E. HIGHWAY GOREGAON (EAST), MUMBAI 400063		21,571	0.00
297	ALBERTA INVESTMENT MANAGEMENT CORPORATION AS A TRUSTEE OF THE GOVERNMENT OF THE PROVINCE OF ALBERTA	NESCO COMPLEX, W.E. HIGHWAY GOREGAON (EAST), MUMBAI 400063		18,93,569	0.08
298	M&G FUNDS (1) BLACKROCK EMERGING MARKETS EQUITY FUND	W E HIGHWAY GOREGAON EAST MUMBAI 400063		28,073	0.00
299	M&G FUNDS (1) MFS GLOBAL EMERGING MARKETS EQUITY FUND	W E HIGHWAY GOREGAON EAST MUMBAI 400063		7,43,808	0.03
300	HSBC EMERGING MARKETS EQUITY INDEX FUND	W E HIGHWAY GOREGAON EAST MUMBAI 400063		25,586	0.00
301	FP BRUNEL PENSION PARTNERSHIP ACS - FP BRUNEL EMERGING MARKETS EQUITY FUND MANAGED BY WELLINGTON MAN	NESCO COMPLEX,W.E. HIGHWAY GOREGAON (EAST), MUMBAI 400063		3,50,253	0.01
302	FP BRUNEL PENSION PARTNERSHIP ACS - FP BRUNEL EMERGING MARKETS EQUITY FUND MANAGED BY NINETY ONE PLC	W E HIGHWAY GOREGAON EAST MUMBAI 400063		9,16,981	0.04
303	CC&L Q EMERGING MARKETS EQUITY UCITS FUND, A SUB-FUND OF CONNOR, CLARK & LUNN UCIGS ICAV	W E HIGHWAY GOREGAON EAST MUMBAI 400063		26,147	0.00
304	AMERICAN CENTURY ETF TRUST-AVANTIS EMERGING MARKETS VALUE ETF	NESCO COMPLEX, W E HIGHWAY GOREGAON EAST, MUMBAI 400063		73,134	0.00
305	SPDR BLOOMBERG SASB EMERGING MARKETS ESG SELECT ETF	W E HIGHWAY GOREGAON EAST MUMBAI 400063		5,515	0.00
306	WORLD EQUITIES	W E HIGHWAY GOREGAON EAST MUMBAI 400063		12,029	0.00
307	MIGROS AST FONDS II AKTIEN AUSLAND	W E HIGHWAY GOREGAON EAST MUMBAI 400063		8,00,000	0.03
308	CONSULTING GROUP CAPITAL MARKETS FUNDS - EMERGING MARKETS EQUITY FUND	W E HIGHWAY GOREGAON EAST MUMBAI 400063		34,819	0.00
309	VANGUARD EMERGING MARKETS STOCK INDEX FUND, A SERIES OF VANGUARD INVESTMENT SERIES PLC	W E HIGHWAY GOREGAON EAST MUMBAI 400063		19,50,822	0.08
310	GOLDMAN SACHS SELECT INVESTMENT TRUST (CAYMAN ISLANDS) - MULTI-ASSET ENHANCED VALUE FUND	W E HIGHWAY GOREGAON EAST MUMBAI 400063		35,586	0.00
311	VANGUARD FUNDS PUBLIC LIMITED COMPANY - VANGUARD FTSE EMERGING MARKETS UCITS ETF	W E HIGHWAY GOREGAON EAST MUMBAI 400063		3,99,043	0.02
312	VANGUARD FUNDS PUBLIC LIMITED COMPANY - VANGUARD FTSE ALL-WORLD UCITS ETF	W E HIGHWAY GOREGAON EAST MUMBAI 400063		2,05,880	0.01
313	VANGUARD FUNDS PUBLIC LIMITED COMPANY - VANGUARD FTSE ALL-WORLD HIGH DIVIDEND YIELD UCITS ETF	W E HIGHWAY GOREGAON EAST MUMBAI 400063		1,15,233	0.00
314	PICTET CH INSTITUTIONAL- EMERGING MARKETS TRACKER	W E HIGHWAY GOREGAON EAST MUMBAI 400063		10,56,803	0.04
315	FUNDPARTNER SOLUTIONS (SUISSE) S.A.-RP - FONDS INSTITUTIONNEL - ACTIONS MARCHES EMERGENTS	W E HIGHWAY GOREGAON EAST MUMBAI 400063		2,53,065	0.01
316	PICTET - EMERGING MARKETS INDEX	W E HIGHWAY GOREGAON EAST MUMBAI 400063		2,01,035	0.01
317	CAISSE DE DEPOT ET PLACEMENT DU QUEBEC	W E HIGHWAY GOREGAON EAST MUMBAI 400063		5,22,733	0.02
318	CALIFORNIA STATE TEACHERS RETIREMENT SYSTEM - SELF MANAGED 1	W E HIGHWAY GOREGAON EAST MUMBAI 400063		1,36,768	0.01
319	CALIFORNIA STATE TEACHERS RETIREMENT SYSTEM - AQR CAPITAL MANAGEMENT, LLC	W E HIGHWAY GOREGAON EAST MUMBAI 400063		6,98,579	0.03
320	CALSTRS MANAGED BY STATE STREET GLOBAL ADVISORS	W E HIGHWAY GOREGAON EAST MUMBAI 400063		3,12,193	0.01
321	CANADA PENSION PLAN INVESTMENT BOARD	W E HIGHWAY GOREGAON EAST MUMBAI 400063		7,10,000	0.03
322	SPDR MSCI ACWI EX-US ETF	W E HIGHWAY GOREGAON EAST MUMBAI 400063		1,38,118	0.01
323	SPDR MSCI ACWI LOW CARBON TARGET ETF	W E HIGHWAY GOREGAON EAST MUMBAI 400063		3,778	0.00
324	SPDR MSCI EMERGING MARKETS FOSSIL FUEL RESERVES FREE ETF	W E HIGHWAY GOREGAON EAST MUMBAI 400063		42,312	0.00
325	SPDR MSCI EMERGING MARKETS STRATEGICFACTORS ETF	W E HIGHWAY GOREGAON EAST MUMBAI 400063		30,196	0.00
326	SPDR S AND P EMERGING ASIA PACIFIC ETF	W E HIGHWAY GOREGAON EAST MUMBAI 400063		1,05,987	0.00
327	SPDR PORTFOLIO EMERGING MARKETS ETF	W E HIGHWAY GOREGAON EAST MUMBAI 400063		4,00,391	0.02
328	STATE STREET DAILY MSCI EMERGING MARKETS INDEX NON - LENDING FUND	W E HIGHWAY GOREGAON EAST MUMBAI 400063		34,21,017	0.14
329	ST. JAMES'S PLACE BALANCED MANAGED UNIT TRUST MANAGED BY GRANTHAM, MAYO, VAN OTTERLOO & CO. LLC	W E HIGHWAY GOREGAON EAST MUMBAI 400063		89,585	0.00
330	ST. JAMES'S PLACE STRATEGIC MANAGED UNIT TRUST MANAGED BY THREADNEEDLE ASSET MANAGEMENT LIMITED	W E HIGHWAY GOREGAON EAST MUMBAI 400063		38,097	0.00
331	STATE STREET EMERGING MARKETS ENHANCED NON-LENDING COMMON TRUST FUND	W E HIGHWAY GOREGAON EAST MUMBAI 400063		6,00,880	0.02
332	STATE STREET MSCI INDIA INDEX NON-LENDING COMMON TRUST FUND	W E HIGHWAY GOREGAON EAST MUMBAI 400063		26,61,486	0.11
333	WASHINGTON STATE INVESTMENT BOARD MANAGED BY STATE STREET GLOBAL ADVISORS GUARANTEED EDUCATION TUITI	W E HIGHWAY GOREGAONEAST MUMBAI 400063		10,998	0.00
334	FEDERATED HERMES GLOBAL ALLOCATION FUND	W E HIGHWAY GOREGAON EAST MUMBAI 400063		23,734	0.00
335	TRANS EXT GLOBAL EMRG MKTS	W E HIGHWAY GOREGAON EAST MUMBAI 400063		10,426	0.00
336	LVIP SSGA EMERGING MARKETS EQUITY INDEX FUND	W E HIGHWAY GOREGAON EAST MUMBAI 400063		1,04,940	0.00
337	TEACHER RETIREMENT SYSTEM OF TEXAS - SELF MANAGED 16	W E HIGHWAY GOREGAON EAST MUMBAI 400063		17,78,831	0.07
338	ALBERTA INVESTMENT MANAGEMENT CORPORATION AS A TRUSTEE OF THE GOVERNMENT OF THE PROVINCE OF ALBERTA	W E HIGHWAY GOREGAON EAST MUMBAI 400063		19,83,900	0.08
339	CITY OF NEW YORK GROUP TRUST	W E HIGHWAY GOREGAON EAST MUMBAI 400063		18,86,246	0.08
340	AMERICAN FUNDS INSURANCE SERIES NEW WORLD FUND	POST BOX NO. 1142, FORT MUMBAI 400001		6,27,525	0.03
341	ALASKA PERMANENT FUND	POST BOX NO. 1142, FORT MUMBAI 400001		4,15,267	0.02
342	PUBLIC EMPLOYEES RETIREMENT SYSTEM OF MISSISSIPPI	POST BOX NO. 1142, FORT MUMBAI 400001		19,802	0.00
343	SANTANDER PREMIUM FUND PACIFIC BASIN EX JAPAN EQUITIES	POST BOX NO. 1142, FORT MUMBAI 400001		25,594	0.00
344	RAILWAYS PENSION TRUSTEE COMPANY LIMITED	POST BOX NO. 1142, FORT MUMBAI 400001		4,45,161	0.02
345	CALIFORNIA PUBLIC EMPLOYEES' RETIREMENT SYSTEM	POST BOX NO. 1142, FORT MUMBAI 400001		22,89,969	0.09
346	VANGUARD FTSE ALL-WORLD EX-US INDEX FUND, A SERIES OF VANGUARD INTERNATIONAL EQUITY INDEX FUNDS	POST BOX NO. 1142, FORT MUMBAI 400001		20,42,578	0.08
347	VOYA ASIA PACIFIC HIGH DIVIDEND EQUITY INCOME FUND	POST BOX NO. 1142, FORT MUMBAI 400001		98,529	0.00
348	LIFE INSURANCE CORPORATION (INTERNATIONAL) B.S.C. (C)	POST BOX NO. 1142, FORT MUMBAI 400001		3,01,702	0.01
349	RUSSELL INVESTMENT COMPANY PLC-RUSSELL INVESTMENTS EMERGING MARKETS EQUITY FUND	POST BOX NO. 1142, FORT MUMBAI 400001		3,18,282	0.01
350	SA EMERGING MARKETS VALUE FUND	POST BOX NO. 1142, FORT MUMBAI 400001		88,362	0.00
351	STATE STREET TOTAL RETURN V.I.S. FUND	POST BOX NO. 1142, FORT MUMBAI 400001		23,535	0.00
352	MANAGED PENSION FUNDS LIMITED	POST BOX NO. 1142, FORT MUMBAI 400001		8,39,228	0.03
353	VANGUARD TOTAL WORLD STOCK INDEX FUND	POST BOX NO. 1142, FORT MUMBAI 400001		4,75,885	0.02
354	COLLEGE RETIREMENT EQUITIES FUND - STOCK ACCOUNT	POST BOX NO. 1142, FORT MUMBAI 400001		13,58,898	0.06
355	COLLEGE RETIREMENT EQUITIES FUND - GLOBAL EQUITIES ACCOUNT	POST BOX NO. 1142, FORT MUMBAI 400001		2,78,855	0.01
356	CIBC EMERGING MARKETS INDEX FUND - CIBC ASSET MANAGEMENT INC	POST BOX NO. 1142, FORT MUMBAI 400001		18,453	0.00
357	NBI DIVERSIFIED EMERGING MARKETS EQUITY FUND	POST BOX NO. 1142, FORT MUMBAI 400001		18,09,805	0.07
358	ALLIANZ VARIABLE INSURANCE PRODUCTS TRUST	POST BOX NO. 1142, FORT MUMBAI 400001		35,570	0.00
359	RUSSELL INVESTMENT COMPANY EMERGING MARKETS FUND MANAGED BY RUSSELL INVESTMENT MANAGEMENT, LLC	POST BOX NO. 1142, FORT MUMBAI 400001		4,65,850	0.02
360	PRUDENTIAL RETIREMENT INSURANCE AND ANNUITY COMPANY - SEPARATE ACCOUNT SA-EMG	POST BOX NO. 1142, FORT MUMBAI 400001		26,220	0.00
361	SCHWAB EMERGING MARKETS EQUITY ETF	POST BOX NO. 1142, FORT MUMBAI 400001		13,96,022	0.06
362	COSMOPOLITAN INVESTMENT FUND - PANAGORA DYNAMIC EMERGING MARKETS EQUITY FUND	POST BOX NO. 1142, FORT MUMBAI 400001		1,05,064	0.00
363	PACIFIC SELECT FUND - PD EMERGING MARKETS PORTFOLIO	POST BOX NO. 1142, FORT MUMBAI 400001		21,258	0.00
364	STATE STREET GLOBAL ADVISORS LUXEMBOURG SICAV - STATE STREET EMERGING MARKETS ESG SCREENED ENHANCED	P.O.BOX NO. 1142, FORT MUMBAI 400001		9,47,627	0.04
365	VOYA INFRASTRUCTURE, INDUSTRIALS AND MATERIALS FUND	P.O.BOX NO. 1142, FORT MUMBAI 400001		2,91,768	0.01
366	ABN AMRO FUNDS	P.O.BOX NO. 1142, FORT MUMBAI 400001		1,77,281	0.01
367	MV SCIF MAURITIUS	P.O.BOX NO. 1142, FORT MUMBAI 400001		6,28,501	0.03
368	EMERGING MARKETS EQUITY FUND - QTRON INVESTMENTS LLC	P.O.BOX NO. 1142, FORT MUMBAI 400001		35,759	0.00
369	TIAA-CREF FUNDS - TIAA-CREF EMERGING MARKETS EQUITY INDEX FUND	P.O.BOX NO. 1142, FORT MUMBAI 400001		8,77,902	0.04
370	INTEGRATED CORE STRATEGIES ASIA PTE LTD	P.O.BOX NO. 1142, FORT MUMBAI 400001		1,988	0.00
371	UBS ETF-MSCI EMERGING MARKETS UCITS ETF	P.O.BOX NO. 1142, FORT MUMBAI 400001		4,82,074	0.02
372	EURIZON FUND	P.O.BOX NO. 1142, FORT MUMBAI 400001		1,37,509	0.01
373	QMA EMERGING MARKETS CORE EQUITY FUND OF THE PRUDENTIAL TRUST COMPANY COLLECTIVE TRUST	P.O.BOX NO. 1142, FORT MUMBAI 400001		10,320	0.00
374	VALIC COMPANY I EMERGING ECONOMIES FUND	P.O.BOX NO. 1142, FORT MUMBAI 400001		20,62,040	0.08
375	VANGUARD EMERGING MARKETS SELECT STOCK FUND	P.O.BOX NO. 1142, FORT MUMBAI 400001		1,62,091	0.01

376	VOYA EMERGING MARKETS HIGH DIVIDEND EQUITY FUND	P.O.BOX NO. 1142, FORT MUMBAI 400001			2,06,388	0.01
377	MEGA INTERNATIONAL COMMERCIAL BANK CO. LTD. IN ITS CAPACITY AS MASTER CUSTODIAN OF TAISHIN INDIA FUN	P.O.BOX NO. 1142, FORT MUMBAI 400001			40,000	0.00
378	EASTSPRING INVESTMENTS - GLOBAL EQUITY NAVIGATOR FUND	P.O.BOX NO. 1142, FORT MUMBAI 400001			4,212	0.00
379	AP7 EQUITY FUND	P.O.BOX NO. 1142, FORT MUMBAI 400001			22,60,789	0.09
380	EMERGING MARKETS TARGETED VALUE FUND OF THE DIMENSIONAL FUNDS II PUBLIC LIMITED COMPANY	P.O.BOX NO. 1142, FORT MUMBAI 400001			2,58,405	0.01
381	EMERGING MARKETS VALUE FUND OF DIMENSIONAL FUNDS PLC	P.O.BOX NO. 1142, FORT MUMBAI 400001			4,52,441	0.02
382	VOYA MULTI-MANAGER EMERGING MARKETS EQUITY FUND	P.O.BOX NO. 1142, FORT MUMBAI 400001			1,44,938	0.01
383	FIDELITY EMERGING MARKETS EQUITY MULTI-ASSET BASE FUND	P.O.BOX NO. 1142, FORT MUMBAI 400001			5,48,800	0.02
384	MERCER EMERGING MARKETS EQUITY FUND	P.O.BOX NO. 1142, FORT MUMBAI 400001			11,82,600	0.05
385	GMO IMPLEMENTATION FUND A SERIES OF GMO TRUST	P.O.BOX NO. 1142, FORT MUMBAI 400001			49,336	0.00
386	SLG INTERNATIONAL OPPORTUNITIES.L.P	P.O.BOX NO. 1142, FORT MUMBAI 400001			6,42,032	0.03
387	STATE STREET GLOBAL ADVISORS LUXEMBOURG SICAV - STATE STREET EMERGING MARKETS SRI ENHANCED EQUITY FU	LUXEMBOURG 9999999999			6,45,190	0.03
388	SPRUGOS INVESTMENTS VIII , LLC	MD 20815-6789 USA 9999999999			16,52,672	0.07
389	VOYA EMERGING MARKETS INDEX PORTFOLIO	P.O.BOX NO. 1142, FORT MUMBAI 400001			1,35,015	0.01
390	EB DV EMERGING MARKETS STOCK INDEX FUND	P.O.BOX NO. 1142, FORT MUMBAI 400001			7,31,206	0.03
391	EB DV NON-SL EMERGING MARKETS STOCK INDEX FUND	P.O.BOX NO. 1142, FORT MUMBAI 400001			2,60,477	0.01
392	BLACKROCK AQUILA EMERGING MARKETS FUND	P.O.BOX NO. 1142, FORT MUMBAI 400001			37,955	0.00
393	NATIONAL PENSION SERVICE MANAGED BY NATIONAL PENSION SERVICE	P.O.BOX NO. 1142, FORT MUMBAI 400001			23,095	0.00
394	NATIONAL PENSION SERVICE MANAGED BY PANAGORA ASSET MANAGEMENT, INC.	P.O.BOX NO. 1142, FORT MUMBAI 400001			2,63,220	0.01
395	INTERNATIONAL BANK FOR RECONSTRUCTION AND DEVELOPMENT ON BEHALF OF THE POST-EMPLOYMENT BENEFITS PLAN	P.O.BOX NO. 1142, FORT MUMBAI 400001			92,488	0.00
396	INTERNATIONAL BANK FOR RECONSTRUCTION AND DEVELOPMENT AS TRUSTEE FOR THE STAFF RETIREMENT PLAN AND T	P.O.BOX NO. 1142, FORT MUMBAI 400001			9,99,053	0.04
397	INTERNATIONAL BANK FOR RECONSTRUCTION AND DEVELOPMENT AS TRUSTEE FOR THE RETIRED STAFF BENEFITS PLAN	P.O.BOX NO. 1142, FORT MUMBAI 400001			1,61,885	0.01
398	NEW YORK STATE TEACHERS RETIREMENT SYSTEM MANAGED BY STATE STREET BANK AND TRUST COMPANY, N.A.	P.O.BOX NO. 1142, FORT MUMBAI 400001			3,80,449	0.02
399	WELLINGTON TRUST COMPANY, NATIONAL ASSOCIATION MULTIPLE COMMON TRUST FUNDS TRUST, EMERGING MARKETS O	P.O.BOX NO. 1142, FORT MUMBAI 400001			91,14,737	0.37
400	SSGA SPDR ETFs EUROPE I PUBLIC LIMITED COMPANY - SPDR MSCI EM ASIA UCITS ETF	P.O.BOX NO. 1142, FORT MUMBAI 400001			1,52,353	0.01
401	PEOPLE'S BANK OF CHINA	P.O.BOX NO. 1142, FORT MUMBAI 400001			46,84,391	0.19
402	HARTFORD EMERGING MARKETS EQUITY FUND	P.O.BOX NO. 1142, FORT MUMBAI 400001			4,02,005	0.02
403	MERCER QIF FUND PLC- MERCER INVESTMENT FUND 1	P.O.BOX NO. 1142, FORT MUMBAI 400001			1,58,072	0.01
404	KAPITALFORENINGEN LAEGERNES INVEST, KLI AKTIER EMERGING MARKETS INDEKS	P.O.BOX NO. 1142, FORT MUMBAI 400001			91,123	0.00
405	DIMENSIONAL FUNDS PLC - MULTI-FACTOR EQUITY FUND	P.O.BOX NO. 1142, FORT MUMBAI 400001			1,03,332	0.00
406	STATE STREET GLOBAL ALL CAP EQUITY EX-US INDEX PORTFOLIO	P.O.BOX NO. 1142, FORT MUMBAI 400001			1,76,105	0.01
407	JNL MULTI-MANAGER EMERGING MARKETS EQUITY FUND	P.O.BOX NO. 1142, FORT MUMBAI 400001			2,26,725	0.01
408	STATE STREET GLOBAL ADVISORS LUXEMBOURG SICAV STATE STREET GLOBAL EMERGING MARKETS INDEX EQUITY FUND	P.O.BOX NO. 1142, FORT MUMBAI 400001			63,690	0.00
409	PENSION RESERVES INVESTMENT TRUST FUND AQR CAPITAL MANAGEMENT LLC	P.O.BOX NO. 1142, FORT MUMBAI 400001			1,25,689	0.01
410	VIRGINIA RETIREMENT SYSTEM	P.O.BOX NO. 1142, FORT MUMBAI 400001			3,10,581	0.01
411	LOCKHEED MARTIN CORPORATION DEFINED CONTRIBUTION PLANS MASTER TRUST	P.O.BOX NO. 1142, FORT MUMBAI 400001			18,021	0.00
412	STATE STREET IRELAND UNIT TRUST STATE STREET IUT EMERGING MARKET EQUITY INDEX FUND	P.O.BOX NO. 1142, FORT MUMBAI 400001			34,911	0.00
413	NATIONAL PENSION SERVICE MANAGED BY LEGAL & GENERAL INVESTMENT MANAGEMENT LIMITED	P.O.BOX NO. 1142, FORT MUMBAI 400001			9,34,650	0.04
414	NATIONAL PENSION SERVICE MANAGED BY BLACKROCK INSTITUTIONAL TRUST COMPANY, NA	P.O.BOX NO. 1142, FORT MUMBAI 400001			6,57,827	0.03
415	NATIONAL PENSION SERVICE MANAGED BY AQR CAPITAL MANAGEMENT LLC	P.O.BOX NO. 1142, FORT MUMBAI 400001			1,95,925	0.01
416	GMO BENCHMARK - FREE FUND, A SERIES OF GMO TRUST	P.O.BOX NO. 1142, FORT MUMBAI 400001			11,640	0.00
417	FIRST TRUST GLOBAL FUNDS PLC- FIRST TRUST EMERGING MARKETS ALPHADDEX UCITS ETF	P.O.BOX NO. 1142, FORT MUMBAI 400001			45,058	0.00
418	PIMCO EQUITY SERIES : PIMCO RAE EMERGING MARKET'S FUND	P.O.BOX NO. 1142, FORT MUMBAI 400001			6,05,938	0.02
419	STATE STREET EMERGING MARKETS EQUITY INDEX FUND	P.O.BOX NO. 1142, FORT MUMBAI 400001			1,45,254	0.01
420	ARIZONA PSPRS TRUST	P.O.BOX NO. 1142, FORT MUMBAI 400001			1,00,447	0.00
421	PIMCO RAE FUNDAMENTAL EMERGING MARKETS FUND LLC	P.O.BOX NO. 1142, FORT MUMBAI 400001			2,52,409	0.01
422	MGI FUNDS PLC - MERCER PASSIVE EMERGING MARKETS EQUITY FUND - IRISH LIFE INVESTMENT MANAGERS LIMITED	P.O.BOX NO. 1142, FORT MUMBAI 400001			7,40,942	0.03
423	ADVANCED SERIES TRUST-AST PRUDENTIAL GROWTH ALLOCATION PORTFOLIO	P.O.BOX NO. 1142, FORT MUMBAI 400001			9,416	0.00
424	PENSIONDANMARK PENSIONSFORSIKRINGSAKTIESELSKAB	P.O.BOX NO. 1142, FORT MUMBAI 400001			4,41,600	0.02
425	MACKENZIE MAXIMUM DIVERSIFICATION EMERGING MARKETS INDEX ETF	P.O.BOX NO. 1142, FORT MUMBAI 400001			1,10,896	0.00
426	FRANKLIN TEMPLETON ETF TRUST - FRANKLIN LIBERTYQ EMERGING MARKETS ETF	P.O.BOX NO. 1142, FORT MUMBAI 400001			8,256	0.00
427	MFS BLENDED RESEARCH EMERGING MARKETS EQUITY FUND	P.O.BOX NO. 1142, FORT MUMBAI 400001			42,652	0.00
428	BLACKROCK COLLECTIVE INVESTMENT FUNDS - ISHARES EMERGING MARKETS EQUITY INDEX FUND (UK)	P.O.BOX NO. 1142, FORT MUMBAI 400001			8,65,583	0.04
429	SSGA SPDR ETFs EUROPE I PUBLIC LIMITED COMPANY - SPDR MSCI EMERGING MARKETS UCITS ETF	P.O.BOX NO. 1142, FORT MUMBAI 400001			62,027	0.00
430	CC& L Q GLOBAL EQUITY FUND	P.O.BOX NO. 1142, FORT MUMBAI 400001			68,586	0.00
431	CC&L Q INTERNATIONAL EQUITY FUND	P.O.BOX NO. 1142, FORT MUMBAI 400001			4,535	0.00
432	BLACKROCK GLOBAL INDEX FUNDS-ISHARES EMERGING MARKETS EQUITY INDEX FUND (LU)	P.O.BOX NO. 1142, FORT MUMBAI 400001			80,311	0.00
433	BOC-PRUDENTIAL MSCI AC ASIA PACIFIC EX JAPAN INDEX FUND	P.O.BOX NO. 1142, FORT MUMBAI 400001			4,887	0.00
434	PRUDENTIAL INVESTMENT PORTFOLIOS 2 - PGIM QMA EMERGING MARKETS EQUITY FUND	P.O.BOX NO. 1142, FORT MUMBAI 400001			6,052	0.00
435	CC & L Q GROUP GLOBAL EQUITY FUND	P.O.BOX NO. 1142, FORT MUMBAI 400001			44,308	0.00
436	BMO MSCI EMERGING MARKETS INDEX ETF	P.O.BOX NO. 1142, FORT MUMBAI 400001			1,68,300	0.01
437	GOTHIC CORPORATION	P.O.BOX NO. 1142, FORT MUMBAI 400001			4,84,721	0.02
438	EMPLOYEES' RETIREMENT PLAN OF DUKE UNIVERSITY	P.O.BOX NO. 1142, FORT MUMBAI 400001			68,860	0.00
439	THE DUKE ENDOWMENT	P.O.BOX NO. 1142, FORT MUMBAI 400001			1,79,025	0.01
440	XTRACKERS(IE) PLC- XTRACKERS MSCI EMERGING MARKETS UCITS ETF	P.O.BOX NO. 1142, FORT MUMBAI 400001			10,28,241	0.04
441	FRANKLIN LIBERTYSHARES ICAV - FRANKLIN LIBERTYQ EMERGING MARKETS UCITS ETF	P.O.BOX NO. 1142, FORT MUMBAI 400001			18,634	0.00
442	GOTHIC HSP CORPORATION	P.O.BOX NO. 1142, FORT MUMBAI 400001			1,93,443	0.01
443	WELLS FARGO FACTOR ENHANCED EMERGING MARKETS EQUITY PORTFOLIO	P.O.BOX NO. 1142, FORT MUMBAI 400001			74,661	0.00
444	GMO GLOBAL REAL RETURN (UCITS) FUND, A SUB-FUND OF GMO FUNDS PLC	P.O.BOX NO. 1142, FORT MUMBAI 400001			9,079	0.00
445	THE REGENTS OF THE UNIVERSITY OF CALIFORNIA - STATE STREET GLOBAL ADVISORS	P.O.BOX NO. 1142, FORT MUMBAI 400001			9,44,714	0.04
446	SCOTIA PRIVATE EMERGING MARKETS POOL	P.O.BOX NO. 1142, FORT MUMBAI 400001			37,956	0.00
447	FRANKLIN LIBERTYQT EMERGING MARKETS INDEX ETF	P.O.BOX NO. 1142, FORT MUMBAI 400001			3,426	0.00
448	FRANKLIN TEMPLETON ETF TRUST - FRANKLIN FTSE INDIA ETF	P.O.BOX NO. 1142, FORT MUMBAI 400001			51,424	0.00
449	FRANKLIN TEMPLETON ETF TRUST - FRANKLIN FTSE ASIA EX JAPAN ETF	P.O.BOX NO. 1142, FORT MUMBAI 400001			6,228	0.00
450	BOARD OF PENSIONS OF THE EVANGELICAL LUTHERAN CHURCH IN AMERICA	P.O.BOX NO. 1142, FORT MUMBAI 400001			51,468	0.00
451	THE INCUBATION FUND, LTD.	P.O.BOX NO. 1142, FORT MUMBAI 400001			4,515	0.00
452	MFS INVESTMENT FUNDS - BLENDED RESEARCH EMERGING MARKETS EQUITY FUND	P.O.BOX NO. 1142, FORT MUMBAI 400001			4,48,586	0.02
453	GREAT-WEST EMERGING MARKETS EQUITY FUND	P.O.BOX NO. 1142, FORT MUMBAI 400001			4,76,292	0.02
454	CF DV EMERGING MARKETS STOCK INDEX FUND	P.O.BOX NO. 1142, FORT MUMBAI 400001			68,326	0.00
455	VANGUARD INVESTMENTS FUNDS ICVC-VANGUARD FTSE GLOBAL ALL CAP INDEX FUND	P.O.BOX NO. 1142, FORT MUMBAI 400001			22,115	0.00
456	UBS (US) GROUP TRUST	P.O.BOX NO. 1142, FORT MUMBAI 400001			1,05,423	0.00
457	IOWA PUBLIC EMPLOYEES' RETIREMENT SYSTEM - UBS ASSET MANAGEMENT (AMERICAS) INC	P.O.BOX NO. 1142, FORT MUMBAI 400001			1,57,323	0.01
458	FRANKLIN LIBERTYSHARES ICAV - FRANKLIN LIBERTYQ AC ASIA EX JAPAN UCITS ETF	P.O.BOX NO. 1142, FORT MUMBAI 400001			3,088	0.00
459	PRINCIPAL GLOBAL INVESTORS FUNDS - ORIGIN GLOBAL EMERGING MARKETS FUND	P.O.BOX NO. 1142, FORT MUMBAI 400001			3,39,300	0.01
460	FLORIDA RETIREMENT SYSTEM - GRANTHAM, MAYO, VAN OTTERLOO & CO. LLC (GMO LLC)	P.O.BOX NO. 1142, FORT MUMBAI 400001			1,61,993	0.01
461	PRINCIPAL FUNDS, INC. - ORIGIN EMERGING MARKETS FUND	P.O.BOX NO. 1142, FORT MUMBAI 400001			1,09,03,400	0.45
462	UBS IO MSCI ASIA APEX 50 ETHICAL ETF	P.O.BOX NO. 1142, FORT MUMBAI 400001			1,034	0.00
463	FIDELITY COVINGTON TRUST: FIDELITY EMERGING MARKETS MULTIFACTOR ETF	P.O.BOX NO. 1142, FORT MUMBAI 400001			80,905	0.00
464	EASTSPRING INVESTMENTS - ASIAN MULTI FACTOR EQUITY FUND	P.O.BOX NO. 1142, FORT MUMBAI 400001			1,86,004	0.01

465	EMERGING MARKETS CORE EQUITY FUND OF DIMENSIONAL FUNDS ICVC	P.O.BOX NO. 1142, FORT MUMBAI 400001		4,18,912	0.02
466	PGIM FUNDS PLC - PGIM QMA EMERGING MARKETS ALL CAP EQUITY FUND	P.O.BOX NO. 1142, FORT MUMBAI 400001		4,950	0.00
467	JOHN HANCOCK MULTIFACTOR EMERGING MARKETS ETF	P.O.BOX NO. 1142, FORT MUMBAI 400001		2,15,309	0.01
468	FRANKLIN LIBERTYSHARES ICAV - FRANKLIN FTSE INDIA UCITS ETF	P.O.BOX NO. 1142, FORT MUMBAI 400001		1,17,018	0.00
469	MGI EMERGING MARKETS EQUITY FUND	P.O.BOX NO. 1142, FORT MUMBAI 400001		14,13,800	0.06
470	WELLINGTON MANAGEMENT FUNDS (LUXEMBOURG) II SICAV- WELLINGTON GLOBAL MULTI-ASSET TARGET RETURN FUND	P.O.BOX NO. 1142, FORT MUMBAI 400001		23,651	0.00
471	WELLINGTON MANAGEMENT FUNDS LUXEMBOURG- WELLINGTON EMERGING MARKETS RESEARCH EQUITY FUND	P.O.BOX NO. 1142, FORT MUMBAI 400001		11,22,705	0.05
472	VFMC INTERNATIONAL EQUITY TRUST 1	P.O.BOX NO. 1142, FORT MUMBAI 400001		1,56,151	0.01
473	VFMC INTERNATIONAL EQUITY TRUST 2	P.O.BOX NO. 1142, FORT MUMBAI 400001		2,46,967	0.01
474	MERCER UCITS COMMON CONTRACTUAL FUND - NFU MUTUAL GLOBAL ALPHA FUND	P.O.BOX NO. 1142, FORT MUMBAI 400001		8,35,227	0.03
475	MERCER UCITS COMMON CONTRACTUAL FUND - NFU MUTUAL GLOBAL REGIONAL CORE FUND	P.O.BOX NO. 1142, FORT MUMBAI 400001		1,48,157	0.01
476	AMERICAN CENTURY ETF TRUST-AVANTIS EMERGING MARKETS EQUITY ETF	P.O.BOX NO. 1142, FORT MUMBAI 400001		4,24,689	0.02
477	GOLDMAN SACHS ETF TRUST - GOLDMAN SACHS MARKETBETA EMERGING MARKETS EQUITY ETF	P.O.BOX NO. 1142, FORT MUMBAI 400001		4,792	0.00
478	WELLINGTON TRUST COMPANY, NATIONAL ASSOCIATION MULTIPLE COMMON TRUST FUNDS TRUST, EMERGING MARKETS R	P.O.BOX NO. 1142, FORT MUMBAI 400001		10,55,106	0.04
479	WELLINGTON TRUST COMPANY, NATIONAL ASSOCIATION MULTIPLE COLLECTIVE INVESTMENT FUNDS TRUST II EMERG	P.O.BOX NO. 1142, FORT MUMBAI 400001		1,33,338	0.01
480	AMERICAN CENTURY ETF TRUST - AVANTIS EMERGING MARKETS EQUITY FUND	P.O.BOX NO. 1142, FORT MUMBAI 400001		69,690	0.00
481	SUNAMERICA SERIES TRUST - SA EMERGING MARKETS EQUITY INDEX PORTFOLIO	P.O.BOX NO. 1142, FORT MUMBAI 400001		14,680	0.00
482	CENTRAL PROVIDENT FUND BOARD MANAGED BY BLACKROCK (SINGAPORE) LIMITED	P.O.BOX NO. 1142, FORT MUMBAI 400001		5,165	0.00
483	STATE STREET GLOBAL ADVISORS, AUSTRALIA SERVICES LIMITED AS THE RESPONSIBLE ENTITY OF SPDR S&P EMERG	P.O.BOX NO. 1142, FORT MUMBAI 400001		3,807	0.00
484	MANAGED PENSION FUNDS LIMITED - ALL WORLD EQUITY CLIMATE BALANCED MULTI-FACTOR INDEX SUB FUND	P.O.BOX NO. 1142, FORT MUMBAI 400001		66,405	0.00
485	MERCER EMERGING MARKETS FUND	P.O.BOX NO. 1142, FORT MUMBAI 400001		7,27,000	0.03
486	FIDELITY EMERGING MARKETS OPPORTUNITIES INSTITUTIONAL TRUST	P.O.BOX NO. 1142, FORT MUMBAI 400001		4,38,000	0.02
487	MANULIFE MULTIFACTOR EMERGING MARKETS INDEX ETF	P.O.BOX NO. 1142, FORT MUMBAI 400001		1,00,989	0.00
488	FLORIDA RETIREMENT SYSTEM - INVESTEC ASSET MANAGEMENT NORTH AMERICA, INC	P.O.BOX NO. 1142, FORT MUMBAI 400001		17,76,987	0.07
489	FLORIDA RETIREMENT SYSTEM - ROBECO INSTITUTIONAL ASSET MANAGEMENT US	P.O.BOX NO. 1142, FORT MUMBAI 400001		1,80,940	0.01
490	KAPITALFORENINGEN EMD INVEST, EMERGING MARKETS INDEKS	P.O.BOX NO. 1142, FORT MUMBAI 400001		89,200	0.00
491	BRIGHTHOUSE FUNDS TRUST I - SSGA EMERGING MARKETS ENHANCED INDEX PORTFOLIO	P.O.BOX NO. 1142, FORT MUMBAI 400001		3,67,782	0.02
492	STATE STREET ICAV - STATE STREET EMERGING MARKETS ESG SCREENED INDEX EQUITY FUND	P.O.BOX NO. 1142, FORT MUMBAI 400001		11,976	0.00
493	FRANKLIN TEMPLETON ETF TRUST - FRANKLIN LIBERTYQ GLOBAL EQUITY ETF	P.O.BOX NO. 1142, FORT MUMBAI 400001		680	0.00
494	TRANSAMERICA EMERGING MARKETS OPPORTUNITIES	P.O.BOX NO. 1142, FORT MUMBAI 400001		8,87,828	0.04
495	CIBC EMERGING MARKETS EQUITY INDEX ETF	P.O.BOX NO. 1142, FORT MUMBAI 400001		2,928	0.00
496	IMCO EMERGING MARKETS PUBLIC EQUITY LP - NORTHERN TRUST INVESTMENTS, INC. (INDEX)	P.O.BOX NO. 1142, FORT MUMBAI 400001		88,126	0.00
497	GOLDMAN SACHS TRUST - GOLDMAN SACHS EMERGING MARKETS EQUITY INSIGHTS FUND	P.O.BOX NO. 1142, FORT MUMBAI 400001		42,53,860	0.17
498	AMERICAN CENTURY ETF TRUST-AVANTIS RESPONSIBLE EMERGING MARKETS EQUITY ETF	P.O.BOX NO. 1142, FORT MUMBAI 400001		1,521	0.00
499	SBM INDIA FUND	5, PRESIDENT JOHN KENNEDY STREET PORT LOUIS 999999		44,475	0.00
500	RISING INDIA FOCUS FUND LIMITED	23-25 MAHATMA GANDHI ROAD FORT, MUMBAI 400001		4,87,000	0.02
501	UBS (LUX) INSTITUTIONAL SICAV - EMERGING MARKETS EQUITY PASSIVE	23-25 MAHATMA GANDHI ROAD FORT, MUMBAI 400001		59,450	0.00
502	TRUST & CUSTODY SERVICES BANK, LTD. AS TRUSTEE FOR MIZUHO TRUST & BANKING CO., LTD./ PENSION INVESTM	23-25 MAHATMA GANDHIROAD FORT, MUMBAI 400001		7,609	0.00
503	GOLDMAN SACHS (SINGAPORE) PTE	23-25, MAHATMA GANDHI ROAD FORT, MUMBAI 400001		2,292	0.00
504	UBS FUND MANAGEMENT (SWITZERLAND) AG ON BEHALF OF UBS (CH) INSTITUTIONAL FUND - EQUITIES EMERGING MA	23-25 MAHATMA GANDHI ROAD FORT, MUMBAI 400001		8,07,291	0.03
505	UBS FUND MANAGEMENT (SWITZERLAND) AG ON BEHALF OF SIHL INSTITUTIONAL FUND - AKTIEN EMERGING MARKETS	23-25 MAHATMA GANDHI ROAD FORT, MUMBAI 400001		1,43,000	0.01
506	RAMS EQUITIES PORTFOLIO FUND-INDIA EQUITIES PORTFOLIO FUND	23-25 MAHATMA GANDHI ROAD FORT, MUMBAI 400001		4,90,000	0.02
507	CUSTODY BANK OF JAPAN,LTD AS TRUSTEE FOR ORGANIZATION FOR SMALL & MEDIUM ENTERPRISES AND REGIONAL IN	23-25 MAHATMA GANDHI ROAD FORT, MUMBAI 400001		27,862	0.00
508	ZURICH LIFE UMBRELLA FUND - VERMOGEN ALLGEMEIN AKTIEN PLUS	23-25 MAHATMA GANDHI ROAD FORT, MUMBAI 400001		23,985	0.00
509	CHALLENGE FUNDS - CHALLENGE EMERGING MARKETS EQUITY FUND	23-25 MAHATMA GANDHI ROAD FORT, MUMBAI 400001		1,83,841	0.01
510	CHALLENGE FUNDS - CHALLENGE PACIFIC EQUITY FUND	23-25 MAHATMA GANDHI ROAD FORT, MUMBAI 400001		29,392	0.00
511	UNIVERSE, THE CMI GLOBAL NETWORK FUND	23-25 MAHATMA GANDHI ROAD FORT, MUMBAI 400001		1,78,217	0.01
512	SWISSCANTO (LU) EQUITY FUND - SYSTEMATIC RESPONSIBLE EMERGING MARKETS	23-25 MAHATMA GANDHI ROAD FORT, MUMBAI 400001		16,215	0.00
513	RBC QUANT EMERGING MARKETS DIVIDEND LEADERS ETF	23-25 MAHATMA GANDHI ROAD FORT, MUMBAI 400001		5,195	0.00
514	CC&L Q EMERGING MARKETS EQUITY FUND	23-25 MAHATMA GANDHI ROAD FORT, MUMBAI 400001		4,349	0.00
515	DFA INTERNATIONAL VECTOR EQUITY FUND	23-25 MAHATMA GANDHI ROAD FORT, MUMBAI 400001		82,933	0.00
516	DFA INTERNATIONAL CORE EQUITY FUND	23-25 MAHATMA GANDHI ROAD FORT, MUMBAI 400001		2,01,407	0.01
517	ASSOCIATION DE BIENFAISANCE ET DE RETRAITE DES POLICIERS ET POLICIERES DE LA VILLE DE MONTREAL	23-25 MAHATMA GANDHI ROAD FORT, MUMBAI 400001		5,75,218	0.02
518	BOMBARDIER TRUST (CANADA) GLOBAL EQUITIES FUND	23-25 MAHATMA GANDHI ROAD FORT, MUMBAI 400001		1,46,039	0.01
519	RBC QUANT EMERGING MARKETS EQUITY LEADERS ETF	23-25 MAHATMA GANDHI ROAD FORT, MUMBAI 400001		1,118	0.00
520	GOLDMAN SACHS (SINGAPORE) PTE. - ODI	3RD FLOOR, 23-25, M.G ROAD FORT, MUMBAI, INDIA 400001		24,327	0.00
521	HILLSDALE GLOBAL SMALL CAP EQUITY FUND	23-25 MAHATMA GANDHI ROAD FORT, MUMBAI 400001		99,500	0.00
522	RAMS INVESTMENT UNIT TRUST - INDIA EQUITIES PORTFOLIO FUND II	23-25 MAHATMA GANDHI ROAD FORT, MUMBAI 400001		4,80,000	0.02
523	DFC EMERGING MARKETS EQUITY FUND	23-25 MAHATMA GANDHI ROAD FORT, MUMBAI 400001		37,874	0.00
524	DFA GLOBAL SUSTAINABILITY CORE EQUITY FUND	23-25 MAHATMA GANDHI ROAD FORT, MUMBAI 400001		10,924	0.00
525	CC&L Q GLOBAL SMALL CAP EQUITY FUND	23-25 M.G. ROAD FORT, MUMBAI 400001		102	0.00
526	AMP CAPITAL FUNDS MANAGEMENT LIMITED AS RESPONSIBLE ENTITY FOR THE FUTURE DIRECTIONS EMERGING MARKET	BANDRA KURLA COMPLEX, BANDRA EAST MUMBAI 400051		6,77,439	0.03
527	AMP CAPITAL FUNDS MANAGEMENT LTD AS RESPONSIBLE ENTITY FOR THE FUTURE DIRECTIONS EMERGING MARKETS SH	BANDRA KURLA COMPLEX, BANDRA EAST MUMBAI 400051		10,41,408	0.04
528	AMP CAPITAL FUNDS MANAGEMENT LIMITED AS RESPONSIBLE ENTITY FOR THE FUTURE DIRECTIONS ASIA EX-JAPAN F	62 HOMJI STREET FORT MUMBAI 400001		25,874	0.00
529	AMP CAPITAL FUNDS MANAGEMENT LIMITED AS RESPONSIBLE ENTITY FOR THE FUTURE DIRECTIONS ASIA EX-JAPAN F	62 HOMJI STREET FORT MUMBAI 400001		1,34,564	0.01
530	BNP PARIBAS ARBITRAGE	1 NORTH AVENUE,MAKER MAXITY BKC,BANDRA EAST,MUMBAI 400051		53,88,844	0.22
531	AMP CAPITAL FUNDS MANAGEMENT LIMITED AS TRUSTEE FOR THE AMP EMERGING MARKET'S INDEX FUND	MAKER MAXITY BKC, BANDRA (EAST), MUMBAI 400051		52,586	0.00
532	BNP PARIBAS ARBITRAGE - ODI	BANDRA KURLA COMPLEX, BANDRA EAST MUMBAI 400051		15,36,320	0.06
533	ALLIANZ GLOBAL INVESTORS GMBH ACTING ON BEHALF OF ALLIANZGI-S AKTIEN	BANDRA KURLA COMPLEX, BANDRA EAST MUMBAI 400051		20,450	0.00
534	DAUPHINE MAURITIUS INVESTMENT LIMITED	6TH FLOOR, PARADIGM B MINDSPACE, MALAD W, MUMBAI 400064		3,64,332	0.01
535	VANGUARD TOTAL INTERNATIONAL STOCK INDEX FUND	6TH FLOOR, PARADIGM B MINDSPACE, MALAD W, MUMBAI 400064		1,40,97,450	0.58
536	NEW WORLD FUND INC	6TH FLOOR, PARADIGM B MINDSPACE, MALAD W, MUMBAI 400064		92,22,969	0.38
537	JPMORGAN (TAIWAN) NEW SILK ROAD EMERGING MARKETS FUND	6TH FLOOR, PARADIGM B MINDSPACE, MALAD W, MUMBAI 400064		69,862	0.00
538	COMMINGLED PENSION TRUST FUND (EMERGING MARKETS EQUITY) OF JPMORGAN CHASE BANK	6TH FLOOR, PARADIGM B MINDSPACE, MALAD W, MUMBAI 400064		8,40,090	0.03
539	NEW YORK STATE COMMON RETIREMENT FUND	6TH FLOOR, PARADIGM B MINDSPACE, MALAD W, MUMBAI 400064		3,78,464	0.02
540	ABU DHABI INVESTMENT AUTHORITY - BEACON	6TH FLOOR, PARADIGM B MINDSPACE, MALAD W, MUMBAI 400064		1,03,842	0.00
541	ABU DHABI INVESTMENT AUTHORITY - BEHAVE	6TH FLOOR, PARADIGM B MINDSPACE, MALAD W, MUMBAI 400064		71,87,200	0.29
542	ABU DHABI INVESTMENT AUTHORITY - BGO-EM	6TH FLOOR, PARADIGM B MINDSPACE, MALAD W, MUMBAI 400064		4,63,643	0.02
543	ABU DHABI INVESTMENT AUTHORITY - MONSOON	6TH FLOOR, PARADIGM B MINDSPACE, MALAD W, MUMBAI 400064		1,39,368	0.01
544	ABU DHABI INVESTMENT AUTHORITY - PEACOCK	6TH FLOOR, PARADIGM B MINDSPACE, MALAD W, MUMBAI 400064		1,29,635	0.01
545	ABU DHABI INVESTMENT AUTHORITY - RELVAL	6TH FLOOR, PARADIGM B MINDSPACE, MALAD W, MUMBAI 400064		3,73,584	0.02
546	SHARES EMERGING MARKETS IMI EQUITY INDEX FUND	6TH FLOOR, PARADIGM B MINDSPACE, MALAD W, MUMBAI 400064		38,037	0.00
547	VANGUARD EMERGING MARKETS SHARES INDEX FUND	6TH FLOOR, PARADIGM B MINDSPACE, MALAD W, MUMBAI 400064		1,97,018	0.01
548	JPMORGAN SAR GLOBAL EMERGING MARKETS FUND	6TH FLOOR, PARADIGM B MINDSPACE, MALAD W, MUMBAI 400064		23,900	0.00
549	EBK-AKTIEN-UNIVERSAL-FONDS	6TH FLOOR, PARADIGM B MINDSPACE, MALAD W, MUMBAI 400064		1,58,941	0.01
550	SEB WEALTH MANAGEMENT TRYGG LIV ASIA EQUITIES PORTFOLIO	6TH FLOOR, PARADIGM B MINDSPACE, MALAD W, MUMBAI 400064		13,466	0.00
551	ABU DHABI INVESTMENT AUTHORITY - LGLINV	6TH FLOOR, PARADIGM B MINDSPACE, MALAD W, MUMBAI 400064		42,46,294	0.17
552	AUSTRALIANSUPER	6TH FLOOR, PARADIGM B MINDSPACE, MALAD W, MUMBAI 400064		24,512	0.00
553	THE MASTER TRUST BANK OF JAPAN, LTD. AS TRUSTEE FOR GOVERNMENT PENSION INVESTMENT FUND MTBJ400045835	6TH FLOOR, PARADIGM B MINDSPACE, MALAD W, MUMBAI 400064		83,141	0.00

554	ONEPATH GLOBAL EMERGING MARKETS SHARES (UNHEDGED) INDEX POOL	6th FLOOR, PARADIGM B MINDSPACE, MALAD W, MUMBAI 400064			1,47,186	0.01
555	AVIVA INVESTORS - GLOBAL EMERGING MARKETS INDEX FUND	6th FLOOR, PARADIGM B MINDSPACE, MALAD W, MUMBAI 400064			4,32,760	0.02
556	FLEXSHARES MORNINGSTAR EMERGING MARKETS FACTOR TILT INDEX FUND	6th FLOOR, PARADIGM B MINDSPACE, MALAD W, MUMBAI 400064			26,410	0.00
557	HEALTH EMPLOYEES SUPERANNUATION TRUST AUSTRALIA	6th FLOOR, PARADIGM B MINDSPACE, MALAD W, MUMBAI 400064			2,69,116	0.01
558	THE MASTER TRUST BANK OF JAPAN, LTD. AS TRUSTEE FOR GOVERNMENT PENSION INVESTMENT FUND MUTB400045794	6th FLOOR, PARADIGM B MINDSPACE, MALAD W, MUMBAI 400064			16,23,796	0.07
559	THE MASTER TRUST BANK OF JAPAN, LTD. AS TRUSTEE FOR GOVERNMENT PENSION INVESTMENT FUND MUTB400045792	6th FLOOR, PARADIGM B MINDSPACE, MALAD W, MUMBAI 400064			13,57,775	0.06
560	BLACKROCK INDEX SELECTION FUND- ISHARES EMERGING MARKETS INDEX FUND (IE)	6th FLOOR, PARADIGM B MINDSPACE, MALAD W, MUMBAI 400064			20,61,907	0.08
561	THE MASTER TRUST BANK OF JAPAN, LTD. AS TRUSTEE FOR GOVERNMENT PENSION INVESTMENT FUND MTBJ400045829	6th FLOOR, PARADIGM B MINDSPACE, MALAD W, MUMBAI 400064			14,11,146	0.06
562	THE MASTER TRUST BANK OF JAPAN, LTD. AS TRUSTEE FOR GOVERNMENT PENSION INVESTMENT FUND MTBJ400045828	6th FLOOR, PARADIGM B MINDSPACE, MALAD W, MUMBAI 400064			6,10,971	0.03
563	THE MASTER TRUST BANK OF JAPAN, LTD. AS TRUSTEE FOR GOVERNMENT PENSION INVESTMENT FUND MUTB400045795	6th FLOOR, PARADIGM B MINDSPACE, MALAD W, MUMBAI 400064			12,42,117	0.05
564	FORSTA AP-FONDEN AS MANAGED BY LEGAL & GENERAL INVESTMENT MANAGEMENT LTD	6th FLOOR, PARADIGM B MINDSPACE, MALAD W, MUMBAI 400064			57,523	0.00
565	THE MASTER TRUST BANK OF JAPAN, LTD AS TRUSTEE FOR PENSION FUND ASSOCIATION MTBJ400039078	6th FLOOR, PARADIGM B MINDSPACE, MALAD W, MUMBAI 400064			1,50,635	0.01
566	VANGUARD ASIA EX JAPAN SHARES INDEX FUND	6th FLOOR, PARADIGM B MINDSPACE, MALAD W, MUMBAI 400064			44,946	0.00
567	INVESTINGSFORENINGEN BANKINVEST, EMERGING MARKETS AKTIER KL	6th FLOOR, PARADIGM B MINDSPACE, MALAD W, MUMBAI 400064			8,78,810	0.04
568	FIDELITY INVESTMENT FUNDS - FIDELITY INDEX EMERGING MARKETS FUND	6th FLOOR, PARADIGM B MINDSPACE, MALAD W, MUMBAI 400064			1,60,143	0.01
569	BVK PERSONALVORSORGE DES KANTONS ZURICH	6th FLOOR, PARADIGM B MINDSPACE, MALAD W, MUMBAI 400064			3,62,164	0.01
570	NEW YORK LIFE INSURANCE AND ANNUITY CORPORATION	6th FLOOR, PARADIGM B MINDSPACE, MALAD W, MUMBAI 400064			1,37,728	0.01
571	CAPITAL GROUP NEW WORLD FUND (LUX)	6th FLOOR, PARADIGM B MINDSPACE, MALAD W, MUMBAI 400064			88,397	0.00
572	AQR EMERGING EQUITIES FUND, L.P.	6th FLOOR, PARADIGM B MINDSPACE, MALAD W, MUMBAI 400064			22,47,824	0.09
573	MINISTRY OF ECONOMY AND FINANCE - KOREA INVESTMENT CORPORATION - GPEQ2	6th FLOOR, PARADIGM B MINDSPACE, MALAD W, MUMBAI 400064			3,51,134	0.01
574	TRUST & CUSTODY SERVICES BANK, LTD. AS TRUSTEE FOR MIZUHO TRUST & BANKING CO., LTD. AS TRUSTEE FOR S	6th FLOOR, PARADIGM B MINDSPACE, MALAD W, MUMBAI 400064			64,613	0.00
575	THE DAICHI LIFE INSURANCE COMPANY, LIMITED	6th FLOOR, PARADIGM B MINDSPACE, MALAD W, MUMBAI 400064			30,000	0.00
576	ABU DHABI INVESTMENT AUTHORITY - XENON	6th FLOOR, PARADIGM B MINDSPACE, MALAD W, MUMBAI 400064			3,19,384	0.01
577	AVIVA LIFE & PENSIONS UK LIMITED	6th FLOOR, PARADIGM B MINDSPACE, MALAD W, MUMBAI 400064			1,18,747	0.00
578	AQR FUNDS - AQR TM EMERGING MULTI-STYLE FUND	6th FLOOR, PARADIGM B MINDSPACE, MALAD W, MUMBAI 400064			7,24,337	0.03
579	PUB EQUITIES EMERGING MARKETS 1	6th FLOOR, PARADIGM B MINDSPACE, MALAD W, MUMBAI 400064			4,16,371	0.02
580	PUB EQUITIES EMERGING MARKETS 2	6th FLOOR, PARADIGM B MINDSPACE, MALAD W, MUMBAI 400064			5,32,506	0.02
581	TCORPIM EMERGING MARKET SHARE FUND	6th FLOOR, PARADIGM B MINDSPACE, MALAD W, MUMBAI 400064			14,25,999	0.06
582	UNIVERSAL-INVESTMENT-GESELLSCHAFT MBH ON BEHALF OF UI-FONDS BAV RBI AKTIEN	6th FLOOR, PARADIGM B MINDSPACE, MALAD W, MUMBAI 400064			1,36,769	0.01
583	UBS ASSET MANAGEMENT LIFE LTD	6th FLOOR, PARADIGM B MINDSPACE, MALAD W, MUMBAI 400064			1,15,791	0.00
584	THE MASTER TRUST BANK OF JAPAN, LTD AS TRUSTEE FOR GOVERNMENT PENSION INVESTMENT FUND MTBJ400045849	6th FLOOR, PARADIGM B MINDSPACE, MALAD W, MUMBAI 400064			12,87,463	0.05
585	VANGUARD EMERGING MARKETS STOCK INDEX FUND, A SERIES OF VANGUARD INTERNATIONAL EQUITY INDEX FUNDS	6th FLOOR, PARADIGM B MINDSPACE, MALAD W, MUMBAI 400064			1,54,97,969	0.64
586	EMERGING MARKETS INDEX NON-LENDABLE FUND B	6th FLOOR, PARADIGM B MINDSPACE, MALAD W, MUMBAI 400064			2,91,075	0.01
587	MSCI EQUITY INDEX FUND B - INDIA	6th FLOOR, PARADIGM B MINDSPACE, MALAD W, MUMBAI 400064			41,12,684	0.17
588	EMERGING MARKETS INDEX NON-LENDABLE FUND	6th FLOOR, PARADIGM B MINDSPACE, MALAD W, MUMBAI 400064			20,66,552	0.08
589	ROBEQO QI CUSTOMIZED EMERGING MARKETS ENHANCED INDEX EQUITIES FUND	6th FLOOR, PARADIGM B MINDSPACE, MALAD W, MUMBAI 400064			3,80,159	0.02
590	AQR EMERGING EQUITIES COLLECTIVE INVESTMENT FUND	6th FLOOR, PARADIGM B MINDSPACE, MALAD W, MUMBAI 400064			4,43,385	0.02
591	THE MASTER TRUST BANK OF JAPAN, LTD AS TRUSTEE FOR FEDERATION OF NATIONAL PUBLIC SERVICE PERSONNEL M	6th FLOOR, PARADIGM B MINDSPACE, MALAD W, MUMBAI 400064			42,351	0.00
592	EMERGING MARKETS EQUITY INDEX MASTER FUND	6th FLOOR, PARADIGM B MINDSPACE, MALAD W, MUMBAI 400064			34,83,493	0.14
593	EMERGING MARKETS EQUITY INDEX ESG SCREENED FUND B	6th FLOOR, PARADIGM B MINDSPACE, MALAD W, MUMBAI 400064			53,916	0.00
594	ROBEQO CAPITAL GROWTH FUNDS	6th FLOOR, PARADIGM B MINDSPACE, MALAD W, MUMBAI 400064			82,133	0.00
595	ROBEQO CAPITAL GROWTH FUNDS - ROBEQO QI EMERGING MARKETS ACTIVE EQUITIES	6th FLOOR, PARADIGM B MINDSPACE, MALAD W, MUMBAI 400064			7,16,674	0.03
596	THE MASTER TRUST BANK OF JAPAN LTD AS TRUSTEE FOR FEDERATION OF NATIONAL PUBLIC SERVICE PERSONNEL MU	6th FLOOR, PARADIGM B MINDSPACE, MALAD W, MUMBAI 400064			82,059	0.00
597	ABU DHABI RETIREMENT PENSIONS & BENEFITS FUND	6th FLOOR, PARADIGM B MINDSPACE, MALAD W, MUMBAI 400064			6,31,658	0.03
598	VANGUARD FIDUCIARY TRUST COMPANY INSTITUTIONAL TOTAL INTERNATIONAL STOCK MARKET INDEX TRUST	6th FLOOR, PARADIGM B MINDSPACE, MALAD W, MUMBAI 400064			7,74,710	0.03
599	BLACKROCK CDN MSCI EMERGING MARKETS INDEX FUND	6th FLOOR, PARADIGM B MINDSPACE, MALAD W, MUMBAI 400064			1,43,335	0.01
600	SAS TRUSTEE CORPORATION POOLED FUND	6th FLOOR, PARADIGM B MINDSPACE, MALAD W, MUMBAI 400064			8,15,015	0.03
601	MSCI ACWI EX-U.S. IMI INDEX FUND B2	6th FLOOR, PARADIGM B MINDSPACE, MALAD W, MUMBAI 400064			74,888	0.00
602	BLACKROCK MSCI ACWI EX USA DIVERSIFIED FACTOR MIX FUND	6th FLOOR, PARADIGM B MINDSPACE, MALAD W, MUMBAI 400064			2,82,223	0.01
603	COPTHALL MAURITIUS INVESTMENT LIMITED - NON ODI ACCOUNT	6th FLOOR, PARADIGM B MINDSPACE, MALAD W, MUMBAI 400064			37,52,214	0.15
604	VANGUARD FIDUCIARY TRUST COMPANY INSTITUTIONAL TOTAL INTERNATIONAL STOCK MARKET INDEX TRUST II	6th FLOOR, PARADIGM B MINDSPACE, MALAD W, MUMBAI 400064			57,57,519	0.24
605	VANGUARD ACTIVE EMERGING MARKET EQUITY FUND	6th FLOOR, PARADIGM B MINDSPACE, MALAD W, MUMBAI 400064			11,523	0.00
606	UNIVERSAL-INVESTMENT-GESELLSCHAFT MBH ON BEHALF OF UI-E	PARADIGM B, MINDSPACE, MALAD W, MUMBAI 400064			5,11,956	0.02
607	UNIVERSAL - INVESTMENT - GESELLSCHAFT MBH ON BEHALF OF FOVERUKA PENSION UNIVERSAL	PARADIGM B, MINDSPACE, MALAD W, MUMBAI 400064			49,422	0.00
608	NVIT GS EMERGING MARKETS EQUITY INSIGHTS FUND	PARADIGM B, MINDSPACE, MALAD W, MUMBAI 400064			16,52,894	0.07
609	ISHARES EMERGING MARKET SCREENED EQUITY INDEX FUND (IE)	PARADIGM B, MINDSPACE, MALAD W, MUMBAI 400064			32,246	0.00
610	KAPITALFORENINGEN LD GLOBAL QUANT - MANDAT	PARADIGM B, MINDSPACE, MALAD W, MUMBAI 400064			20,287	0.00
611	JNL EMERGING MARKETS INDEX FUND	PARADIGM B, MINDSPACE, MALAD W, MUMBAI 400064			1,61,295	0.01
612	MACQUARIE TRUE INDEX EMERGING MARKETS FUND	PARADIGM B, MINDSPACE, MALAD W, MUMBAI 400064			1,15,787	0.00
613	MACQUARIE MULTI-FACTOR FUND	PARADIGM B, MINDSPACE, MALAD W, MUMBAI 400064			53,997	0.00
614	JPMORGAN EMERGING MARKETS EQUITY CORE ETF	PARADIGM B, MINDSPACE, MALAD W, MUMBAI 400064			2,72,680	0.01
615	INTECH GLOBAL ALL COUNTRY ENHANCED INDEX FUND LLC	PARADIGM B, MINDSPACE, MALAD W MUMBAI 400064			6,058	0.00
616	EMERGING TRILLIONS FUND	NEWTOWN, NSW NEW SOUTH WALES 2042 111111			24,000	0.00
617	SOCIETE GENERALE	GR FLOOR, S V ROAD SANTACRUZ WEST, MUMBAI 400054			33,49,822	0.14
618	SOCIETE GENERALE - ODI	GROUND FLOOR S V ROAD SANTACRUZ WEST MUMBAI 400054			17,35,334	0.07