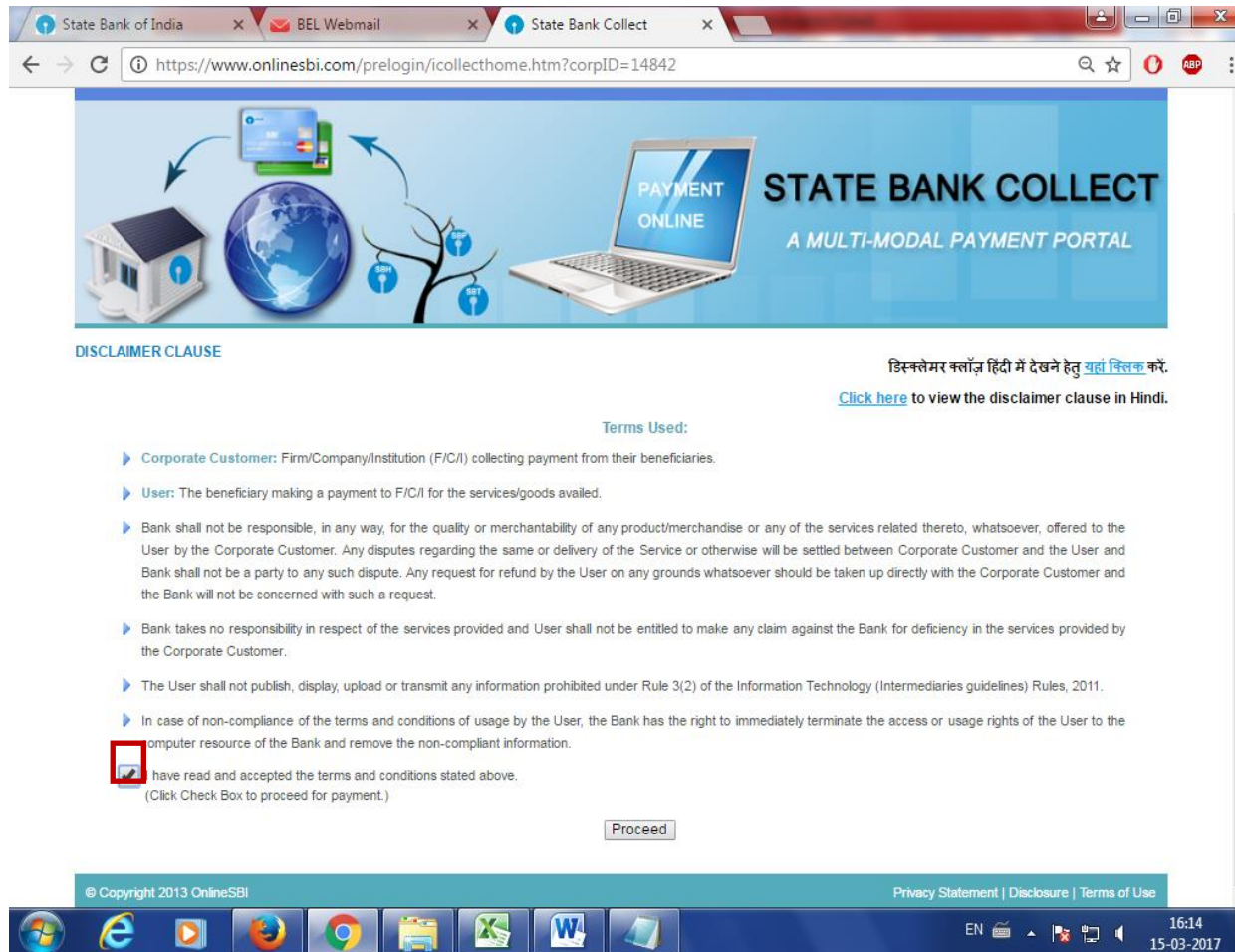



A. MAKING FEE PAYMENT BY USING THE **LINK PROVIDED:-**

1. Click on the link which will direct the candidate to the following page.
2. Click on the check box "I have read and accepted the terms and conditions stated above".
3. Click on proceed.



State Bank of India x BEL Webmail x State Bank Collect x

← → ↻ <https://www.onlinesbi.com/prelogin/icollecthome.htm?corpID=14842> 🔍 ☆ 🔔 ABP ⋮

 **STATE BANK COLLECT**
A MULTI-MODAL PAYMENT PORTAL

DISCLAIMER CLAUSE

डिस्क्लेमर क्लॉज़ हिंदी में देखने हेतु [यहाँ क्लिक करें](#).
[Click here](#) to view the disclaimer clause in Hindi.

Terms Used:

- ▶ Corporate Customer: Firm/Company/Institution (F/C/I) collecting payment from their beneficiaries.
- ▶ User: The beneficiary making a payment to F/C/I for the services/goods availed.
- ▶ Bank shall not be responsible, in any way, for the quality or merchantability of any product/merchandise or any of the services related thereto, whatsoever, offered to the User by the Corporate Customer. Any disputes regarding the same or delivery of the Service or otherwise will be settled between Corporate Customer and the User and Bank shall not be a party to any such dispute. Any request for refund by the User on any grounds whatsoever should be taken up directly with the Corporate Customer and the Bank will not be concerned with such a request.
- ▶ Bank takes no responsibility in respect of the services provided and User shall not be entitled to make any claim against the Bank for deficiency in the services provided by the Corporate Customer.
- ▶ The User shall not publish, display, upload or transmit any information prohibited under Rule 3(2) of the Information Technology (Intermediaries guidelines) Rules, 2011.
- ▶ In case of non-compliance of the terms and conditions of usage by the User, the Bank has the right to immediately terminate the access or usage rights of the User to the computer resource of the Bank and remove the non-compliant information.

I have read and accepted the terms and conditions stated above.
(Click Check Box to proceed for payment.)

Proceed

© Copyright 2013 OnlineSBI [Privacy Statement](#) | [Disclosure](#) | [Terms of Use](#)

EN 📶 🔊 🔌 16:14
15-03-2017

4. Select payment category as applicable and choose [suitable post]/ Post applied for:

The screenshot displays the SBI online payment interface for Bharat Electronics Ltd. The page is titled "State Bank Collect" and shows the company name and address: "BHARAT ELECTRONICS LTD, OUTER RING ROAD NAGARAJA, BANGALORE-560045". The user is prompted to "Provide details of payment".

Payment Details Form:

- Select Payment Category: Post of Trainee Engine
- Name of Candidate: [Empty]
- Category: -Select Category-
- Date of Birth: [Empty]
- Mobile Number: [Empty]
- Email ID: [Empty]
- Fee (Non Refundable): 200 (Fixed: Rs. 200)
- Remarks: [Empty]

Verification Form:

- Name: [Empty]
- Date Of Birth / Incorporation: [Empty]
- Mobile Number: [Empty]
- Email id: [Empty]
- Enter the text as shown in the Image: E6C70

Buttons: Submit, Reset, Back

Footnote: Mandatory fields are marked with an asterisk (*). The payment structure document if available will contain detailed instructions about the online payment process. Date specified (if any) should be in the format of 'ddmm/yyyy'. Eg. 02082008. For Amount fields, only numbers are allowed and for free text fields (mandatory), following special characters are allowed: / @ - _ &

Page Footer: © State Bank of India | Privacy Statement | Disclosure | Terms of Use

5. Fill the details and click on submit button. (fields with * mark are to be Compulsorily filled & Applicable fee remitted.)

The screenshot displays a web browser window with the following details:

- Browser Tabs:** BEL Webmail :: Compose, State Bank Collect
- Address Bar:** STATE BANK OF INDIA (IN) | https://www.onlinesbi.com/sbicollect/payment/showpaymentdetails.htm
- Page Header:** SBI State Bank Collect
- Navigation:** State Bank Collect, State Bank Mops, Exit
- Company Information:** BHARAT ELECTRONICS LTD, OUTER RING ROAD NAGAWARA, BANGALORE-560045
- Section:** Provide details of payment
- Form Fields:**
 - Select Payment Category * (Dropdown: Post of Trainee Engine)
 - Name of Candidate * (Text: ram)
 - Category * (Dropdown: General)
 - Date of Birth * (Text: 1/1/2020)
 - Mobile Number * (Text: 9555555)
 - Email ID * (Text: ram@gmail.com)
 - Fee (Non Refundable) * (Text: 200, Fixed: Rs.200)
 - Remarks (Text area)
- Verification Section:**
 - Name * (Text: Ram)
 - Date Of Birth / Incorporation * (Text: 2/1/2020)
 - Mobile Number * (Text: 9555555)
 - Email id (Text: ram@GMAIL.COM)
 - Enter the text as shown in the Image * (Text: 8102B, Image: 8102B)
- Buttons:** Submit, Reset, Back
- Footer:** © State Bank of India, Privacy Statement, Disclosure, Terms of Use

6. Check the details and press the confirm button.

The screenshot shows a web browser window with the following details:

- Browser Tabs:** BEL Webmail :: Compose, State Bank Collect
- Address Bar:** STATE BANK OF INDIA (IN) | https://www.onlinesbi.com/sbicollect/payment/confirmpayment.htm
- Page Header:** SBI logo, State Bank Collect
- Navigation:** State Bank Collect - State Bank Mops, State Bank Collect, State Bank Collect, Exit
- Transaction Details:**

Verify details and confirm this transaction	
Category	Post of Trainee Engineer Software Div for BG CX.
Name of Candidate	ram
Category	General
Date of Birth	1/1/2020
Mobile Number	9585085850
Email ID	ram@gmail.com
Fee (Non Refundable)	200
Total Amount	INR 200.00
Remarks	Fee
- Confirmation:** Please ensure that you are making the payment to the correct payee.
- Footer:** © State Bank of India | Privacy Statement | Disclosure | Terms of Use

The Windows taskbar at the bottom shows the system tray with the time 09:36 and language set to EN.

7. Select any one of the mode of payments, i.e. "Net Banking" or "Card Payments" or "Other Payment Modes" as applicable and then proceed for making the fee payment. Download the receipt after successful completion of the payment.

The screenshot displays the State Bank of India MOPS (Multi Option Payment System) website. The browser address bar shows the URL: <https://www.onlinesbi.com/sbicollect/payment/mopspage.htm>. The page is titled "State Bank MOPS Multi Option Payment System" and includes a "State Bank Collect" logo.

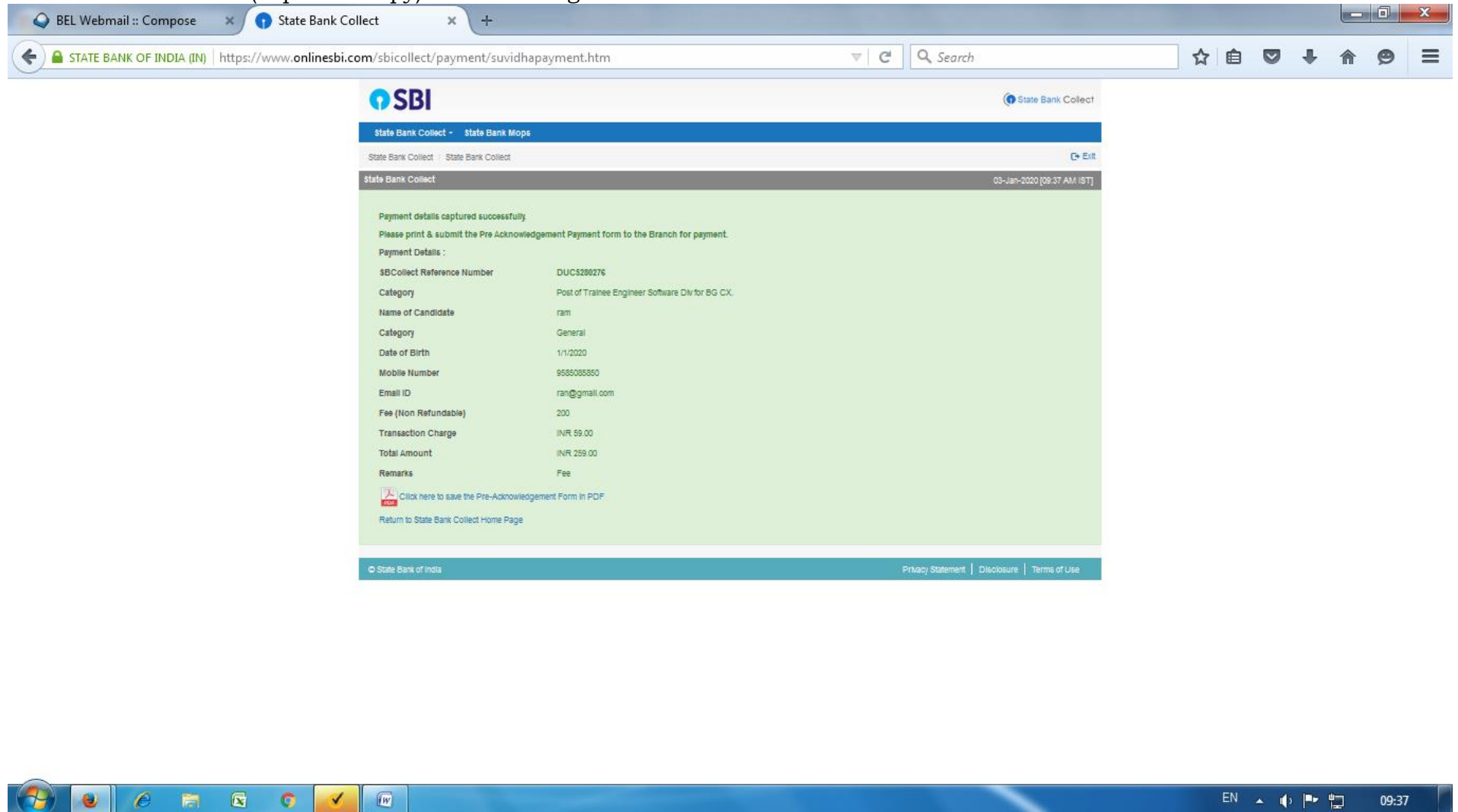
The website is organized into three main sections:

- Net Banking:** Offers two options:
 - State Bank of India: Bank Charges: Rs 11.8. [Click Here](#)
 - Other Banks Internet Banking: Bank Charges: Rs 17.7. [Click Here](#)
- Card Payments:** A notice states: "This payment mode is not available between 23:30 hours IST and 00:30 hours IST". It offers:
 - State Bank ATM-om-Debit Card: Bank Charges: Rs 0.0. [Click Here](#)
 - Other Banks Debit Cards: Bank Charges: Rs 0.0. [Click Here](#)
 - Credit Cards: Bank Charges: Rs 12.98. [Click Here](#)
 - Prepaid Card: Bank Charges: Rs 12.98. [Click Here](#)
 - Foreign Card: Bank Charges: - **Not Enabled**
- Other Payments Modes:** Offers three options:
 - SBI Branch: Bank Charges: Rs 59.0. [Click Here](#)
 - NEFT/RTGS: Bank Charges: Rs 15.0. [Click Here](#)
 - UPI: Bank Charges: Rs 0.0. [Click Here](#)A notice for UPI states: "UPI is not available between 22:30 hours IST and 23:30 hours IST".

The footer of the page includes the copyright notice "© State Bank of India" and a note: "Site best viewed in IE 10 +, Mozilla 30 +, Google Chrome 30 +".



8. In case, candidate opts "SBI Branch" as payment mode, candidate is required to download the pre-printed challan and deposit the fee amount (including applicable bank commission) in any of the **SBI Branches** and obtain seal and signature of the bank official on the challan (depositor copy) before leaving the bankcounter.

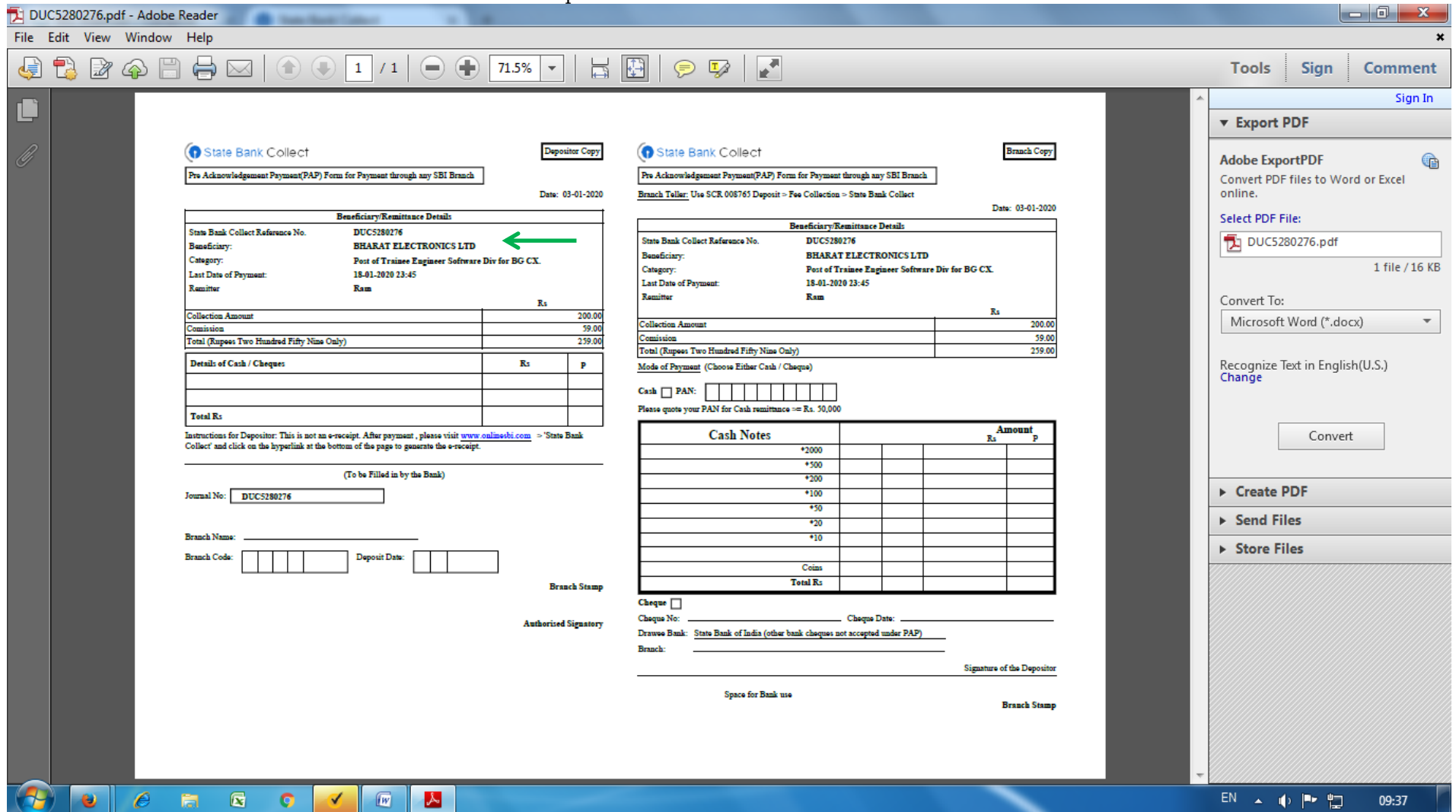



The screenshot shows a web browser window with the URL <https://www.onlinesbi.com/sbicollect/payment/suvidhapayment.htm>. The page is titled "State Bank Collect" and displays a confirmation message: "Payment details captured successfully. Please print & submit the Pre Acknowledgement Payment form to the Branch for payment." Below this, a table lists the payment details:

Payment Details :	
SBCollect Reference Number	DUCS289276
Category	Post of Trainee Engineer Software Div. for BG CX.
Name of Candidate	ram
Category	General
Date of Birth	1/1/2020
Mobile Number	955065850
Email ID	ram@gmail.com
Fee (Non Refundable)	200
Transaction Charge	INR 59.00
Total Amount	INR 259.00
Remarks	Fee

Below the table, there is a link to download the form: "Click here to save the Pre-Acknowledgement Form In PDF" and a link to "Return to State Bank Collect Home Page". The footer of the page includes "© State Bank of India" and links for "Privacy Statement", "Disclosure", and "Terms of Use". The Windows taskbar at the bottom shows the time as 09:37.

9. SAMPLE COPY OF THE PRE-PRINTED CHALLAN. Example-



(Note: SB Collect Reference Number (sample number shown in  above) generated after successful completion of payment has to be entered by the candidate in online application form in **Bank Reference** field).

B. MAKING FEES PAYMENT DIRECTLY BY LOGGING ON TO WWW.ONLINESBI.COM

1. Go to www.onlinesbi.com and select: - State Bank Collect.
2. Accept terms and conditions and click on proceed.
3. Select state of Corporation/Institution: - All India.
4. Select type of Corporation/Institution: - PSU - Public Sector Undertaking and press =>Go.
5. Select PSU - Public Sector Undertaking: - Bharat Electronics Limited and press Submit.
6. Select payment category: - and suitable post applied for.
7. Complete the payment as explained above.

C. WHILE MAKING THE PAYMENT, PLEASE DO NOT USE BACK BUTTON (i.e. ←) AT THE BROWSER UNLESS SPECIFICALLY ALLOWED AT ONLINESBI. IN CASE BACK BUTTON IS OPERATED, CANDIDATE HAS TO COMPLETE THE PAYMENT AS MENTIONED IN "B" ABOVE.2