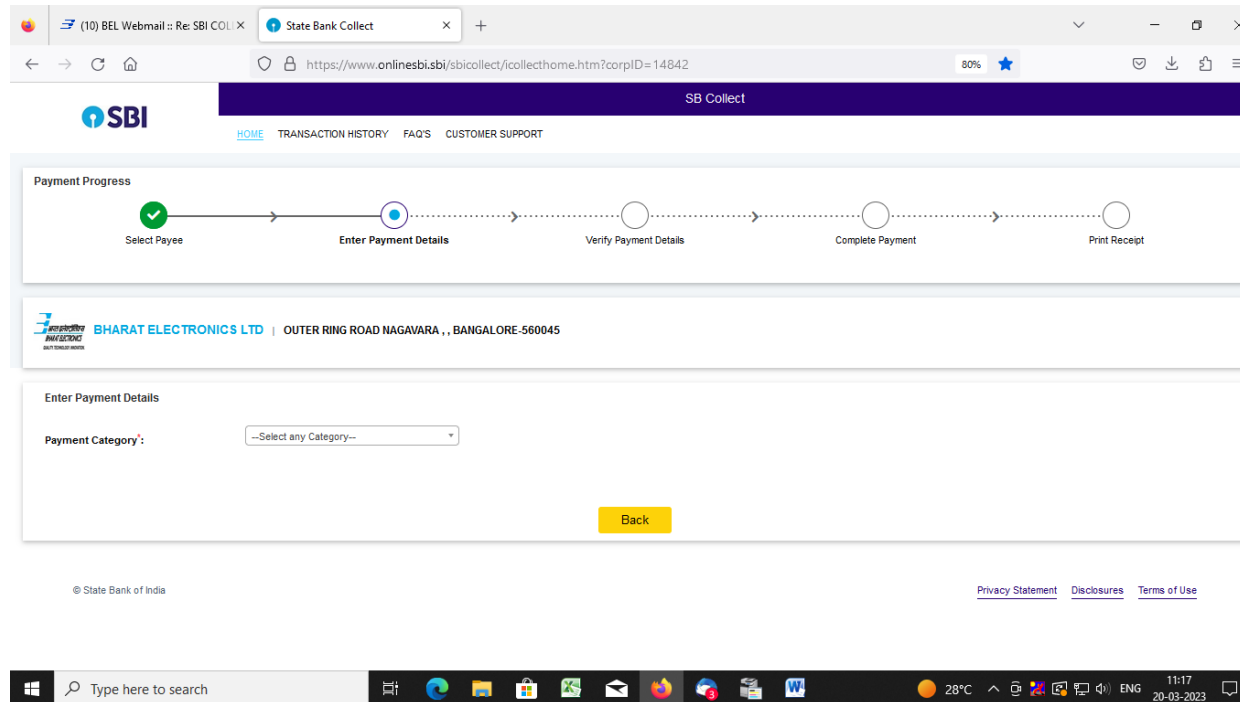


A. MAKING FEE PAYMENT BY USING THE **LINK PROVIDED:-**

1. Click on the link which will direct the candidate to the following page.
2. Click on the check box "I have read and accepted the terms and conditions stated above".
3. Click on proceed. <https://www.onlinesbi.sbi/sbicollect/icollecthome.htm?corpID=14842>



The screenshot shows a web browser window displaying the SBI Collect payment interface. The browser's address bar shows the URL: <https://www.onlinesbi.sbi/sbicollect/icollecthome.htm?corpID=14842>. The page header includes the SBI logo and navigation links: HOME, TRANSACTION HISTORY, FAQ'S, and CUSTOMER SUPPORT. Below the header is a "Payment Progress" section with a horizontal timeline of five steps: "Select Payee" (completed with a green checkmark), "Enter Payment Details" (current step with a blue circle), "Verify Payment Details", "Complete Payment", and "Print Receipt". Below the progress bar, the payee information is displayed: "BHARAT ELECTRONICS LTD | OUTER RING ROAD MAGAVARA , BANGALORE-560045". The "Enter Payment Details" section contains a "Payment Category:" label and a dropdown menu with "--Select any Category--". A yellow "Back" button is located at the bottom right of this section. The footer of the page includes "© State Bank of India" and links for "Privacy Statement", "Disclosures", and "Terms of Use". The Windows taskbar at the bottom shows the search bar, task view, and various application icons, along with system information: 28°C, ENG, and the date/time 11:17 20-03-2023.

4. Select payment category as applicable and choose [suitable post]/ Post applied for:

The screenshot displays a web browser window with the URL <https://www.onlinesbi.sbi/sbicollect/payment/listcategory.htm>. The page is titled "State Bank Collect" and shows the "Enter Payment Details" step of a payment process. The payee is identified as "BHARAT ELECTRONICS LTD | OUTER RING ROAD NAGRIARA, . BANGALORE-560045".

The "Enter Payment Details" section includes the following fields:

- Payment Category:** Recruitment of Trainee Engineer - I for MS SBU
- Name of the Candidate:** (Empty field)
- Category:** --Select Category--
- Date of Birth:** [dd/mm/yyyy]
- Mobile Number:** (Empty field)
- Email ID:** (Empty field)
- Fee (non refundable incl. of GST):** 177
Fixed:Rs.177
- Remarks:** (Empty text area)

The "Enter Your Details" section includes the following fields:

- Individual:** (Selected) / Organisation / Corporate
- Name:** (Empty field)
- Date of Birth:** [dd/mm/yyyy]
- Mobile No:** (Empty field)
- Email ID:** (Empty field)

At the bottom of the form, there are two lines of text: "On successful completion of payment you will receive the transaction reference number on this mobile number." and "On successful completion of payment, you will receive the transaction reference number on this email ID."

5. Fill the details and click on submit button. (fields with * mark are to be Compulsorily filled & Applicable fee remitted.)

BEL Webmail : Welcome to BEL x State Bank Collect x State Bank of India x +

https://www.onlinesbi.sbi/sbicollect/payment/listcategory.htm 50%

Select Payee Enter Payment Details Verify Payment Details Complete Payment Print Receipt

State Bank of India | BHARAT ELECTRONICS LTD | OUTER RING ROAD NAGARAJA, BANGALORE-560045

Enter Payment Details

Payment Category: Recruitment of Trainee Engineer - I for IIS BSU

Name of the Candidate: ABC

Category: General

Date of Birth: 19/03/2023

Mobile Number: 988842992

Email ID: rekshome12@gmail.com

Transaction reference num. of QRT: 177

Fixed Rs. 177

Remarks: Fee Payment

Enter Your Details


Individual Organisation / Corporate

Name: ABC Date of Birth: 19/03/2023

Mobile No: 988842992 Email ID: rekshome12@gmail.com

On successful completion of payment, you will receive the transaction reference number on the mobile number. On successful completion of payment, you will receive the transaction reference number on this email ID.

I have read and agreed to the [Terms & Conditions](#)

Enter the text as shown in the image:  Select one of the Capcha options: Image Capcha Audio Capcha

Windows taskbar: Type here to search, 28°C, 13:56, 20-03-2023

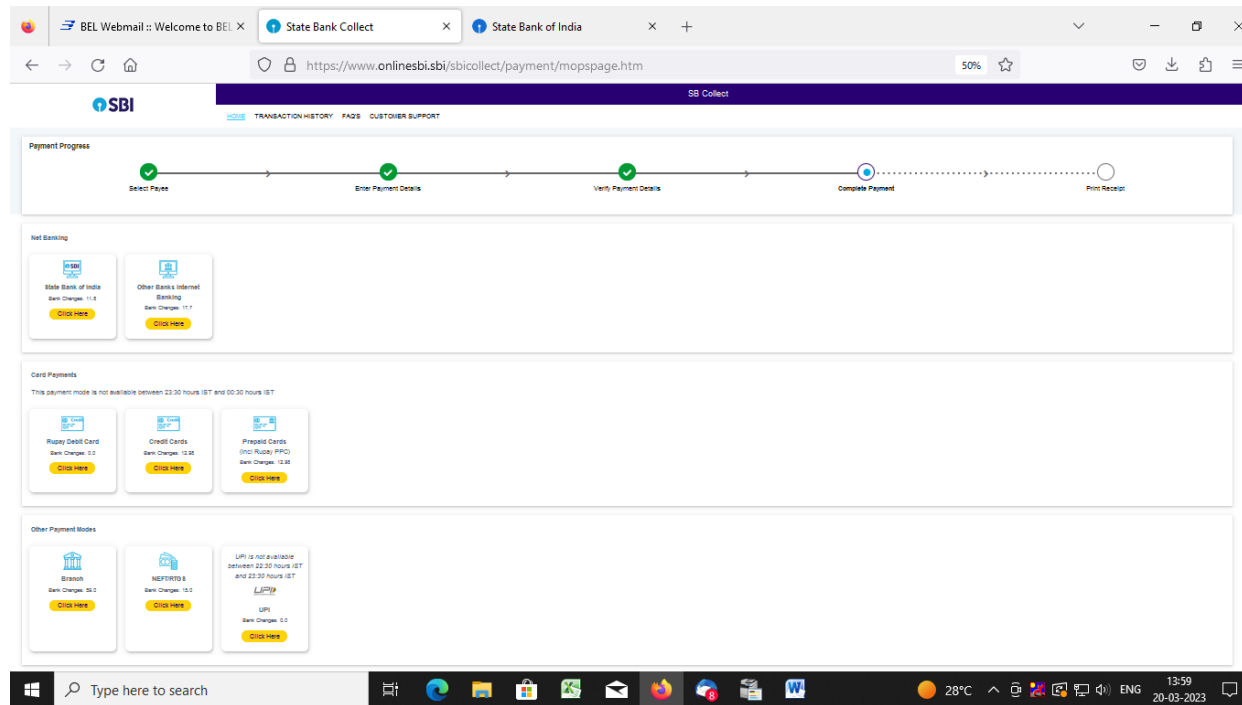
6. Check the details and press the confirm button.

The screenshot shows a web browser window with the following details:

- Browser Tabs:** BEL Webmail :: Welcome to BEL, State Bank Collect, State Bank of India.
- Address Bar:** <https://www.onlinesbi.sbi/sbicollect/payment/confirmpayment.htm>
- Page Header:** SBI logo, TRANSACTION HISTORY, FAQs, CUSTOMER SUPPORT, SB Collect.
- Payment Progress:** A horizontal flowchart with five steps: Select Payee (checked), Enter Payment Details (checked), Verify Payment Details (active), Complete Payment, and Print Receipt.
- Verify Payment Details:** A section for **BHARAT ELECTRONICS LTD** containing the following information:

Payment Category :	Recruitment of Trainee Engineer- I for IIS SBU	Total Amount :-INR 177.00
Name of the Candidate:	ABC	
Category:	General	
Date of Birth:	15/03/2023	
Mobile Number:	988842992	
Email ID:	rekshona12@gmail.com	
Fees/Non refundable Inv. of @ ITI:	177	
Remarks :		
- Buttons:** Back and Next buttons are located at the bottom of the details section.
- Page Footer:** © State Bank of India, [Privacy Statement](#), [Disclosures](#), [Terms of Use](#).
- Taskbar:** Windows search bar, taskbar icons, system tray showing 28°C, ENG, and date 20-03-2023.

7. Select any one of the mode of payments, i.e. "Net Banking" or "Card Payments" or "Other Payment Modes" as applicable and then proceed for making the fee payment. Download the receipt after successful completion of the payment.



8. In case, candidate opts "SBI Branch" as payment mode, candidate is required to download the pre-printed challan and deposit the fee amount (including applicable bank commission) in any of the **SBI Branches** and obtain seal and signature of the bank official on the challan (depositor copy) before leaving the bank counter.

Payment Progress

Payment Status

SHARAT ELECTRONIC S LTD

Payment details captured successfully.

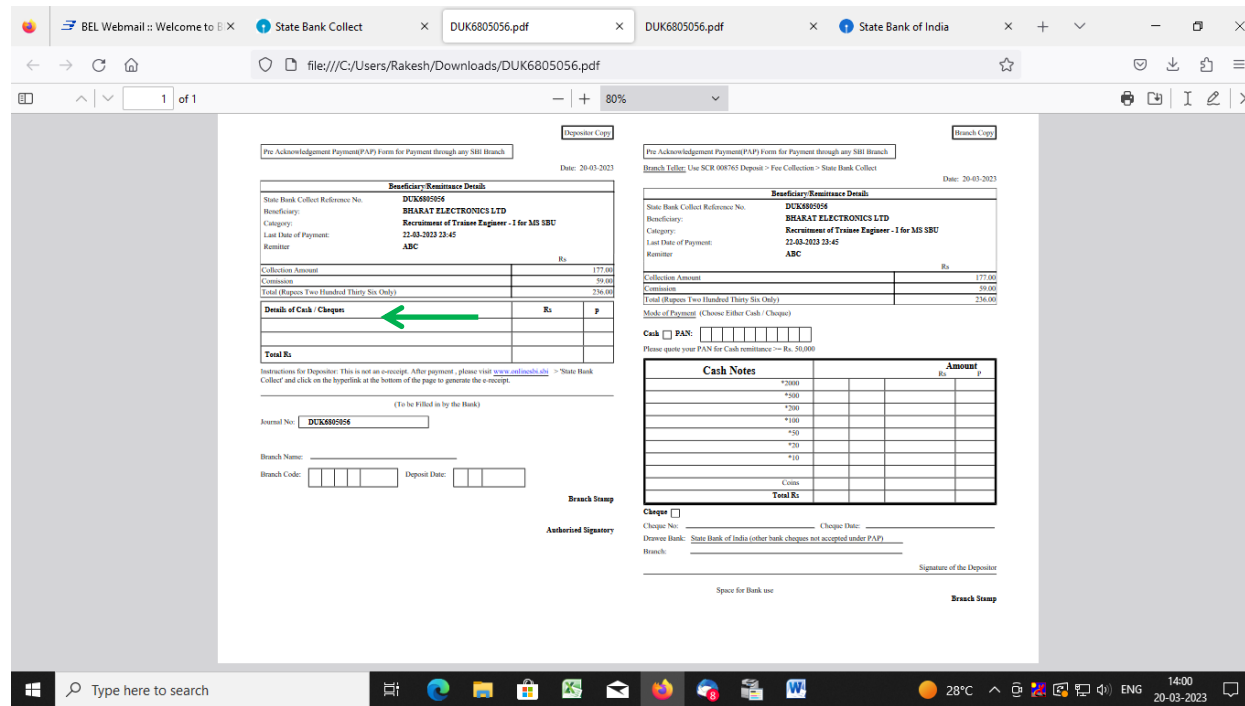
Please print & submit the (The Acknowledgement) Payment form to the Branch for payment.

Reference No :	DUR002208	Date of Payment :	17/03/2023
Amount :	INR 177	Convenience Charge :	INR 0.00
Transaction Charge :	INR 0.00	Remarks :	
Total Payable :	INR 177.00		

Name of the Candidate :	ABC	Category :	Genere
Date of Birth :	19/12/2002	Mobile Number :	988942392
Email ID :	relaxhome3@gmail.com	Pincode (Mandatory field, of CSC) :	177
Payee :	SHARAT ELECTRONIC S LTD	Payment Category :	Payment of Teacher Salary () for US S&U
Department :	PSU	Email ID :	relaxhome3@gmail.com
Mobile No :	988942392		

© State Bank of India

9. SAMPLE COPY OF THE PRE-PRINTED CHALLAN. Example-



(Note: SB Collect Reference Number (sample number shown in ← above) generated after successful completion of payment has to be entered by the candidate in online application form in **Bank Reference** field).

B. MAKING FEES PAYMENT DIRECTLY BY LOGGING ON TO WWW.ONLINESBI.SBI

1. Go to www.onlinesbi.sbi and select: - State Bank Collect.
2. Select type of Corporation/Institution: - PSU - Public Sector Undertaking and press =>Go.
3. Select PSU - Public Sector Undertaking: - Bharat Electronics Limited and press Submit.
4. Select payment category: - and suitable post applied for.
5. Complete the payment as explained above.

C. WHILE MAKING THE PAYMENT, PLEASE DO NOT USE BACK BUTTON (i.e. ←) AT THE BROWSER UNLESS SPECIFICALLY ALLOWED AT ONLINESBI. IN CASE BACK BUTTON IS OPERATED,CANDIDATE HAS TO COMPLETE THE PAYMENT AS MENTIONED IN "B" ABOVE. 2