

## A. MAKING FEE PAYMENT BY USING THE **LINK PROVIDED:-**

1. Click on the link which will direct the candidate to the following page.
2. Click on the check box "I have read and accepted the terms and conditions stated above".
3. Click on proceed. <https://www.onlinesbi.sbi/sbicollect/icollecthome.htm?corpID=14842>

The screenshot displays the SBI SB Collect payment interface. At the top, the browser address bar shows the URL <https://www.onlinesbi.sbi/sbicollect/icollecthome.htm?corpID=14842>. The page header features the SBI logo and navigation links for HOME, TRANSACTION HISTORY, FAQ'S, and CUSTOMER SUPPORT. The main content area is titled "Payment Progress" and includes a horizontal progress bar with five steps: "Select Payee" (marked with a green checkmark), "Enter Payment Details" (the active step, marked with a blue circle), "Verify Payment Details", "Complete Payment", and "Print Receipt". Below the progress bar, the payee information is displayed: "BHARAT ELECTRONICS LTD | OUTER RING ROAD NAGAVARA, BANGALORE-560045". The "Enter Payment Details" section contains a "Payment Category" dropdown menu with the text "--Select any Category--". A yellow "Back" button is positioned at the bottom right of the form. The footer includes the text "© State Bank of India" and links for "Privacy Statement", "Disclosures", and "Terms of Use". The Windows taskbar at the bottom shows the system tray with a search bar, taskbar icons, and system information like 28°C, 11:17, and 20-03-2023.

4. Select payment category as applicable and choose [suitable post]/ Post applied for: **(Non-Executive Recruitment-Ghaziabad Unit)**

The screenshot displays the SBI online payment interface. The browser address bar shows the URL: <https://www.onlinesbi.sbi/sbicollect/payment/listcategory.htm>. The page title is "State Bank Collect". The main content area is titled "Enter Payment Details" and includes the following fields:

- Payment Category:** Recruitment of Trainee Engineer - I for MIS SBU
- Name of the Candidate:** [Empty field]
- Category:** --Select Category--
- Date of Birth:** [mm/dd/yyyy]
- Mobile Number:** [Empty field]
- Email ID:** [Empty field]
- Fee (non refundable incl. of GST):** 177
- Remarks:** [Empty text area]

Below the main form is the "Enter Your Details" section with the following options and fields:

- Individual:**  (Selected)
- Organisation / Corporate:**
- Name:** [Empty field]
- Date of Birth:** [mm/dd/yyyy]
- Mobile No:** [Empty field]
- Email ID:** [Empty field]

At the bottom of the page, the Windows taskbar shows the search bar, system tray with temperature (28°C), and date/time (11:18, 20-03-2023).

5. Fill the details and click on submit button. *(fields with \* mark are to be Compulsorily filled & Applicable fee remitted.)*

BEL Webmail : Welcome to BEL x State Bank Collect x State Bank of India x

https://www.onlinesbi.sbi/sbicollect/payment/listcategory.htm 50%

Select Payee Enter Payment Details Verify Payment Details Complete Payment Print Receipt

**BHARAT ELECTRONICS LTD | OUTER RING ROAD NAGAWANA, BANGALORE-560045**

**Enter Payment Details**

Payment Category: Recruitment of Trainee Engineer-I for IS SBU

Name of the Candidate: ABC

Category: General

Date of Birth: 19/03/2023

Mobile Number: 989942992

Email ID: rekshome12@gmail.com

Fee/Donor refundable inst. of 0/100: 177  
Fixed Rs.177

Remarks: Fee Payment


**Enter Your Details**

Individual  Organisation / Corporate

Name: ABC Date of Birth: 19/03/2023

Mobile No: 989942992 Email ID: rekshome12@gmail.com

I have read and agreed to the [Terms & Conditions](#)

Enter the text as shown in the image: 

Select one of the Capcha options:

Image Capcha  Audio Capcha

Type here to search

28°C 13:56 20-03-2023

6. Check the details and press the confirm button.

The screenshot displays the State Bank of India (SBI) online payment confirmation interface. At the top, the browser tabs show 'BEL Webmail', 'State Bank Collect', and 'State Bank of India'. The address bar indicates the URL: <https://www.onlinesbi.sbi/sbicollect/payment/confirmpayment.htm>. The SBI logo and navigation links for 'TRANSACTION HISTORY', 'FAQS', and 'CUSTOMER SUPPORT' are visible.

The 'Payment Progress' section shows a five-step process:

- Select Payer (Completed)
- Enter Payment Details (Completed)
- Verify Payment Details (Current Step)
- Complete Payment (Pending)
- Print Receipt (Pending)

The 'Verify Payment Details' section displays the following information:

**BHARAT ELECTRONICS LTD**

**Payment Details**

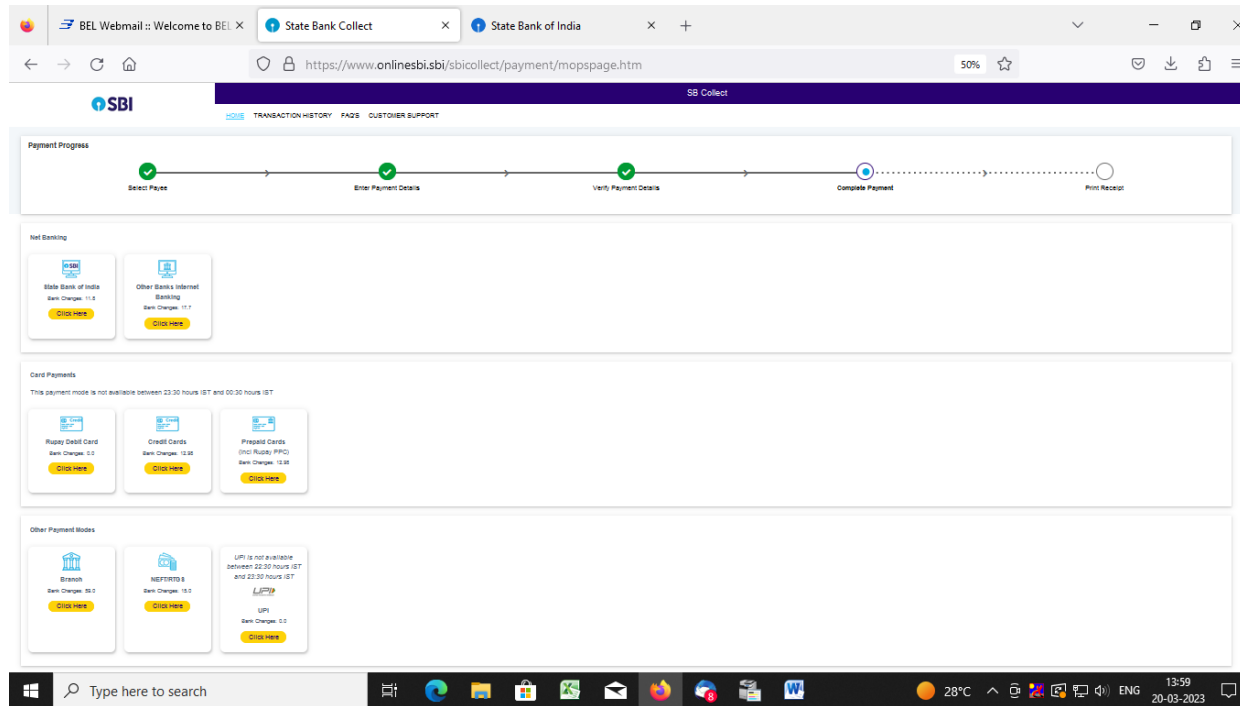
Payment Category :	Recruitment of Trainee Engineer- I for IIS SBU	Total Amount :-INR 177.00
Name of the Candidate:	ABC	
Category:	General	
Date of Birth:	15/03/2023	
Mobile Number:	909942992	
Email ID:	sheshchandra12@gmail.com	
Fee/non refundable Incl. of GST:	177	
Remarks :		

At the bottom of the details section, there are 'Back' and 'Next' buttons.

The footer includes '© State Bank of India' and links for 'Privacy Statement', 'Disclosures', and 'Terms of Use'.

The Windows taskbar at the bottom shows the search bar, taskbar icons, system tray with temperature (28°C) and time (13:58), and the date (20-03-2023).

7. Select any one of the mode of payments, i.e. "Net Banking" or "Card Payments" or "Other Payment Modes" as applicable and then proceed for making the fee payment. Download the receipt after successful completion of the payment.



8. In case, candidate opts "SBI Branch" as payment mode, candidate is required to download the pre-printed challan and deposit the fee amount (including applicable bank commission) in any of the **SBI Branches** and obtain seal and signature of the bank official on the challan (depositor copy) before leaving the bank counter.

Payment Progress

Payment Status

**SHARAT ELECTRONICS LTD**

Payment details captured successfully.

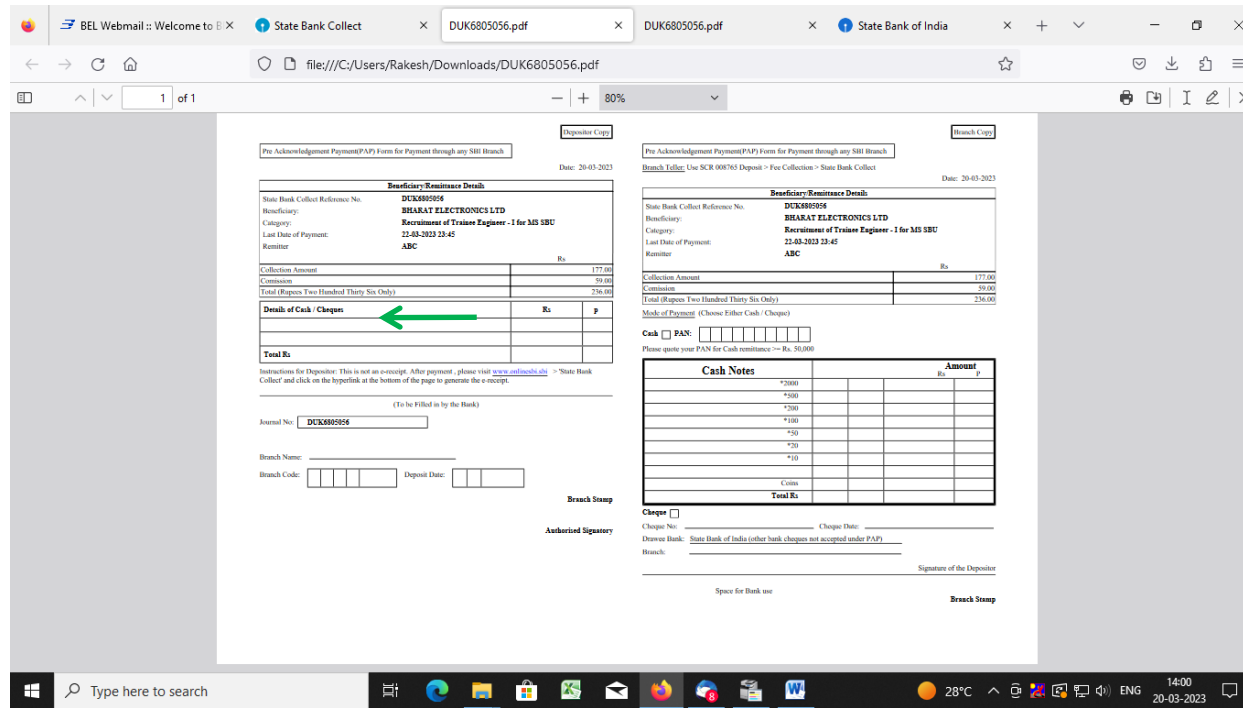
Please print & submit the Pre-Admission/ Payment form to the Branch for payment.

Reference No :	DUR002308	Date of Payment :	
Amount :	INR 177	Convenience Charge :	
Transaction Charge :	INR 99.00	Nettamt :	
Total Payable :	INR 276.00		

Name of the Candidate :	ABC	Category :	Genral
Date of Birth :	19 02 2022	Mobile Number :	988942922
Email ID :	shahome12@gmail.com	Passport photo/date (not. of 10x11) :	177
Name :	SHARAT ELECTRONICS LTD	Payment Category :	Payment of Fresh Engineer - I for IIS SBU
Department :	PSU	Email ID :	shahome12@gmail.com
Mobile No :	988942922		

© State Bank of India

9. SAMPLE COPY OF THE PRE-PRINTED CHALLAN. Example-



(Note: SB Collect Reference Number (sample number shown in ← above) generated after successful completion of payment has to be entered by the candidate in online application form in **Bank Reference** field).

**B. MAKING FEES PAYMENT DIRECTLY BY LOGGING ON TO WWW.ONLINESBI.SBI**

1. Go to [www.onlinesbi.sbi](http://www.onlinesbi.sbi) and select: - State Bank Collect.
  2. Select type of Corporation/Institution: - PSU - Public Sector Undertaking and press =>Go.
  3. Select PSU - Public Sector Undertaking: - Bharat Electronics Limited and press Submit.
  4. Select payment category: - and suitable post applied for. (**Non-Executive Recruitment-Ghaziabad Unit**)
  5. Complete the payment as explained above.
- c. **WHILE MAKING THE PAYMENT, PLEASE DO NOT USE BACK BUTTON (i.e. ←) AT THE BROWSER UNLESS SPECIFICALLY ALLOWED AT ONLINESBI. IN CASE BACK BUTTON IS OPERATED,CANDIDATE HAS TO COMPLETE THE PAYMENT AS MENTIONED IN "B" ABOVE. 2**