

A. MAKING FEE PAYMENT BY USING THE **LINK PROVIDED:-**

1. Click on the link which will direct the candidate to the following page.
2. Click on the check box "I have read and accepted the terms and conditions stated above".
3. Click on proceed. <https://www.onlinesbi.sbi/sbicollect/collecthome.htm?corpID=14842>

The screenshot shows a web browser window displaying the SBI Collect payment interface. The browser's address bar shows the URL: <https://www.onlinesbi.sbi/sbicollect/collecthome.htm?corpID=14842>. The page header includes the SBI logo and navigation links: HOME, TRANSACTION HISTORY, FAQ'S, and CUSTOMER SUPPORT. The main content area features a "Payment Progress" section with a five-step process: Select Payee (completed), Enter Payment Details (current step), Verify Payment Details, Complete Payment, and Print Receipt. Below this, the payee information is displayed: **BHARAT ELECTRONICS LTD** | OUTER RING ROAD NAGAVARA , BANGALORE-560045. The "Enter Payment Details" section contains a "Payment Category" dropdown menu with the option "--Select any Category--" and a yellow "Back" button. The footer of the page includes the copyright notice "© State Bank of India" and links for "Privacy Statement", "Disclosures", and "Terms of Use". The Windows taskbar at the bottom shows the search bar, system tray with temperature (28°C), and date/time (11:17, 20-03-2023).

4. Select payment category as applicable and choose [suitable post]/ Post applied for:

The screenshot displays the 'State Bank Collect' payment interface. At the top, the browser address bar shows the URL <https://www.onlinesbi.sbi/sbicollect/payment/listcategory.htm>. The page header includes the company name 'BHARAT ELECTRONICS LTD' and its address 'OUTER RING ROAD HAGRIARA, BANGALORE-560045'. The main content area is titled 'Enter Payment Details' and contains the following fields:

- Payment Category:** A dropdown menu currently showing 'Recruitment of Trainee Engineer - I for MS SBU'.
- Name of the Candidate:** A text input field.
- Category:** A dropdown menu with the placeholder text '--Select Category--'.
- Date of Birth:** A date input field with the placeholder text '[dd/mm/yyyy]'.
- Mobile Number:** A text input field.
- Email ID:** A text input field.
- Fee (non refundable incl. of GST):** A text input field containing the value '177', with a note below it: 'Fixed: Rs.177'.
- Remarks:** A large text area for additional comments.

Below the main details section is the 'Enter Your Details' area, which includes:

- Radio buttons for 'Individual' (selected) and 'Organisation / Corporate'.
- Fields for 'Name', 'Date of Birth', 'Mobile No', and 'Email ID', each with appropriate placeholder text.

The Windows taskbar at the bottom of the screen shows the search bar, system tray with temperature (28°C), and the date/time: 11:18 on 20-03-2023.

5. Fill the details and click on submit button. (fields with * mark are to be Compulsorily filled & Applicable fee remitted.)

BEL Webmail :: Welcome to BEL x State Bank Collect x State Bank of India x

https://www.onlinesbi.sbi/sbicollect/payment/listcategory.htm 50%

Select Payee Enter Payment Details Verify Payment Details Complete Payment Print Receipt

State Bank of India | BHARAT ELECTRONICS LTD | OUTER RING ROAD NAGARAJA, BANGALORE-560045

Enter Payment Details

Payment Category: Recruitment of Trainee Engineer - I for ISB ISBU

Name of the Candidate: ABC

Category: General

Date of Birth: 19/03/2023

Mobile Number: 989842992

Email ID: rekshome12@gmail.com

Person refundable amt. of 0.00: 177
Fixed Rs.177

Remarks: Fee Payment


Enter Your Details

Individual Organisation / Corporate

Name: ABC Date of Birth: 19/03/2023

Mobile No: 989842992 Email ID: rekshome12@gmail.com

I have read and agreed to the [Terms & Conditions](#)

Enter the text as shown in the image: 

Select one of the Captcha options:

Image Captcha Audio Captcha

Windows taskbar: Type here to search | 28°C | 13:56 | 20-03-2023

6. Check the details and press the confirm button.

The screenshot shows a web browser window with the URL <https://www.onlinesbi.sbi/sbicollect/payment/confirmpayment.htm>. The page is titled "SB Collect" and features the SBI logo and navigation links for "TRANSACTION HISTORY", "FAQS", and "CUSTOMER SUPPORT".

Payment Progress: A horizontal progress bar with five steps: "Select Payee" (completed), "Enter Payment Details" (completed), "Verify Payment Details" (current step), "Complete Payment", and "Print Receipt".

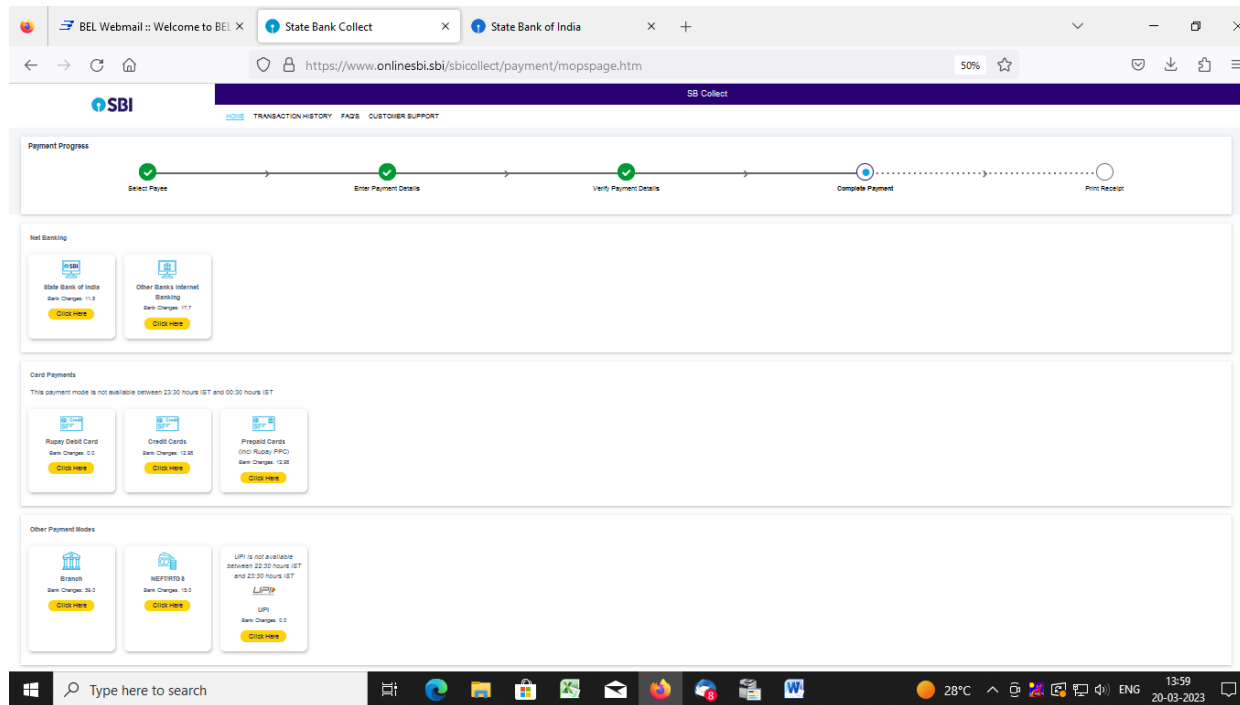
Verify Payment Details: This section displays the following information:

- Payment Category:** Recruitment of Trainee Engineer- I for IIS SBU. **Total Amount:** INR 177.00
- Name of the Candidate:** ABC
- Category:** General
- Date of Birth:** 15/03/2023
- Mobile Number:** 988842992
- Email ID:** rekshona12@gmail.com
- Fee/refundable Invt. of @ BTI:** 177
- Remarks:**

At the bottom of the details section, there are "Back" and "Next" buttons. The footer of the page includes "© State Bank of India" and links for "Privacy Statement", "Disclosures", and "Terms of Use".

The Windows taskbar at the bottom shows the search bar, task icons, system tray with temperature (28°C), language (ENG), and date/time (13:58, 20-03-2023).

7. Select any one of the mode of payments, i.e. "Net Banking" or "Card Payments" or "Other Payment Modes" as applicable and then proceed for making the fee payment. Download the receipt after successful completion of the payment.



8. In case, candidate opts "SBI Branch" as payment mode, candidate is required to download the pre-printed challan and deposit the fee amount (including applicable bank commission) in any of the **SBI Branches** and obtain seal and signature of the bank official on the challan (depositor copy) before leaving the bank counter.

Payment Progress

Payment Status

SHARAT ELECTRONICS LTD

Payment details captured successfully.

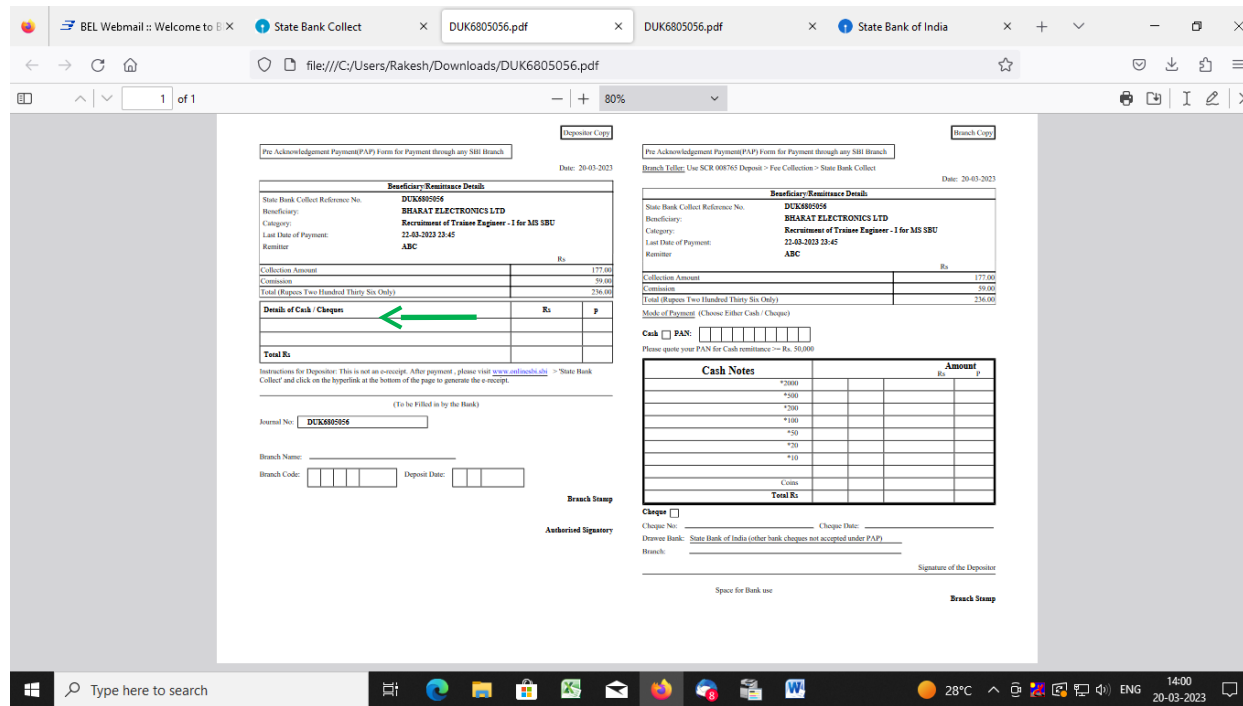
Please print & submit the Pre-acknowledgement Payment form to the Branch for payment.

Reference No :	DUR002308	Date of Payment :	
Amount :	INR 177	Convenience Charge :	
Transaction Charge :	INR 92.00	Remarks :	
Total Payable :	INR 269.00		

Name of the Candidate :	ABC	Category :	Genere
Date of Birth :	19/10/2022	Mobile Number :	988942922
Email ID :	sharath12@gmail.com	Payment Mobile No. (if ICD) :	177
Phone :	988942922	Payment Category :	Payment of Trade Engineer - I for IIS S&U
Department :	PSU	Email ID :	sharath12@gmail.com
Mobile No :	988942922		

© State Bank of India

9. SAMPLE COPY OF THE PRE-PRINTED CHALLAN. Example-



(Note: SB Collect Reference Number (sample number shown in ← above) generated after successful completion of payment has to be entered by the candidate in online application form in **Bank Reference** field).

B. MAKING FEES PAYMENT DIRECTLY BY LOGGING ON TO WWW.ONLINESBI.SBI

1. Go to www.onlinesbi.sbi and select: - State Bank Collect.
2. Select type of Corporation/Institution: - PSU - Public Sector Undertaking and press =>Go.
3. Select PSU - Public Sector Undertaking: - Bharat Electronics Limited and press Submit.
4. Select payment category: - and suitable post applied for.
5. Complete the payment as explained above.

C. WHILE MAKING THE PAYMENT, PLEASE DO NOT USE BACK BUTTON (i.e. ←) AT THE BROWSER UNLESS SPECIFICALLY ALLOWED AT ONLINESBI. IN CASE BACK BUTTON IS OPERATED,CANDIDATE HAS TO COMPLETE THE PAYMENT AS MENTIONED IN "B" ABOVE. 2