

A. MAKING FEE PAYMENT BY USING THE **LINK PROVIDED:-**

1. Click on the link which will direct the candidate to the following page.
2. Click on the check box "I have read and accepted the terms and conditions stated above".
3. Click on proceed. <https://www.onlinesbi.sbi/sbicollect/icollecthome.htm?corpID=14842>

The screenshot shows a web browser window displaying the SBI Collect payment interface. The browser's address bar shows the URL: <https://www.onlinesbi.sbi/sbicollect/icollecthome.htm?corpID=14842>. The page features the SBI logo and navigation links for HOME, TRANSACTION HISTORY, FAQ'S, and CUSTOMER SUPPORT. A "Payment Progress" section displays a five-step process: Select Payee (completed), Enter Payment Details (current step), Verify Payment Details, Complete Payment, and Print Receipt. Below this, the payee information is listed as "BHARAT ELECTRONICS LTD | OUTER RING ROAD NAGAVARA , BANGALORE-560045". The "Enter Payment Details" section contains a "Payment Category" dropdown menu with "--Select any Category--" and a yellow "Back" button. The footer includes the copyright notice "© State Bank of India" and links for "Privacy Statement", "Disclosures", and "Terms of Use". The Windows taskbar at the bottom shows the search bar, system tray with temperature (28°C), and date/time (11:17, 20-03-2023).

4. Select payment category as applicable and choose [suitable post]/ Post applied for:

The screenshot displays the SBI online payment interface. At the top, the browser address bar shows the URL <https://www.onlinesbi.sbi/sbicollect/payment/listcategory.htm>. The page header includes the SBI logo and the name of the payee, **BHARAT ELECTRONICS LTD**, located at OUTER RING ROAD HAGRAHRA, BANGALORE-560045. The main content area is titled "Enter Payment Details" and contains the following fields:

- Payment Category:** A dropdown menu currently showing "Recruitment of Trainee Engineer - I for MS SBU".
- Name of the Candidate:** A text input field.
- Category:** A dropdown menu with the option "--Select Category--".
- Date of Birth:** A date input field with a placeholder "[dd/mm/yyyy]".
- Mobile Number:** A text input field.
- Email ID:** A text input field.
- Fee (non refundable incl. of GST):** A text input field containing the value "177". Below this field, it states "Fixed: INR.177".
- Remarks:** A large text area for additional information.

Below the main form is the "Enter Your Details" section, which includes:

- Radio buttons for **Individual** (selected) and **Organisation / Corporate**.
- Name:** A text input field.
- Date of Birth:** A date input field with a placeholder "[dd/mm/yyyy]".
- Mobile No:** A text input field.
- Email ID:** A text input field.

At the bottom of the page, the Windows taskbar is visible, showing the search bar, system tray with temperature (28°C), and the date/time (11:18, 20-03-2023).

5. Fill the details and click on submit button. (fields with * mark are to be Compulsorily filled & Applicable fee remitted.)

BEL Webmail : Welcome to BEL x State Bank Collect x State Bank of India x

https://www.onlinesbi.sbi/sbicollect/payment/listcategory.htm 50%

Select Payee Enter Payment Details Verify Payment Details Complete Payment Print Receipt

State Bank of India | BHARAT ELECTRONICS LTD | OUTER RING ROAD NAGAWARA, BANGALORE-560045

Enter Payment Details

Payment Category: Recruitment of Trainee Engineer - I for ISB ISBU

Name of the Candidate: ABC

Category: General

Date of Birth: 19/03/2023

Mobile Number: 988642992

Email ID: rekshome12@gmail.com

Fee/Non refundable amt. of 0.00: 177
Fixed Rs.177

Remarks: Fee Payment


Enter Your Details

Individual Organisation / Corporate

Name: ABC Date of Birth: 19/03/2023

Mobile No: 988642992 Email ID: rekshome12@gmail.com

I have read and agreed to the [Terms & Conditions](#)

Enter the text as shown in the image: 

Select one of the Captcha options:

Image Captcha Audio Captcha

Windows taskbar: Type here to search | 28°C | 13:56 | 20-03-2023

6. Check the details and press the confirm button.

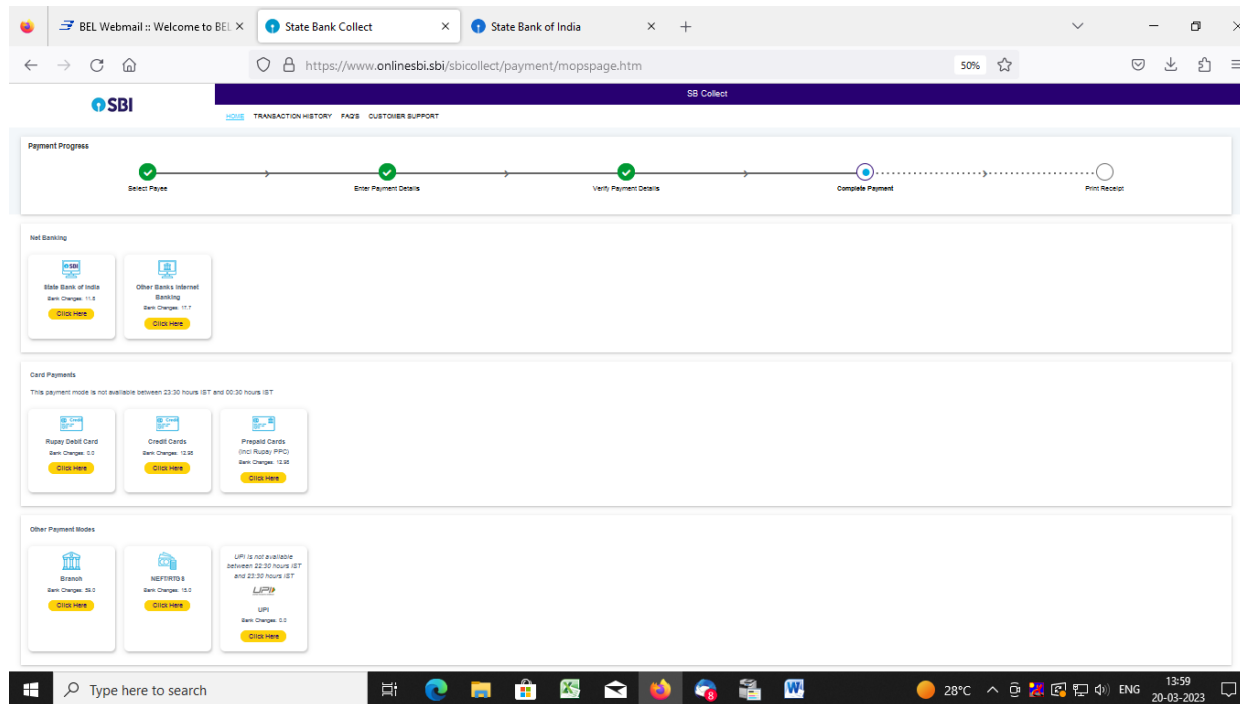
The screenshot shows a web browser window with the following details:

- Browser Tabs:** BEL Webmail, State Bank Collect, State Bank of India.
- Address Bar:** <https://www.onlinesbi.sbi/sbicollect/payment/confirmpayment.htm>
- Page Header:** SBI logo, TRANSACTION HISTORY, FAQs, CUSTOMER SUPPORT, SB Collect.
- Payment Progress:** A horizontal flowchart with five steps: Select Payer (checked), Enter Payment Details (checked), Verify Payment Details (current step, highlighted with a blue circle), Complete Payment, and View Receipt.
- Verify Payment Details:** A section for **BHARAT ELECTRONICS LTD** containing the following information:

Payment Category :	Recruitment of Trainee Engineer- I for IIS SBU	Total Amount :INR 177.00
Name of the Candidate:	ABC	
Category:	General	
Date of Birth:	15/03/2023	
Mobile Number:	988844592	
Email ID:	rekshona12@gmail.com	
Fee/Non refundable Inv. of @ 8%:	177	
Remarks :		
- Buttons:** Back and Next buttons are located at the bottom of the payment details section.
- Footer:** © State Bank of India, [Privacy Statement](#), [Disclosures](#), [Terms of Use](#)

The Windows taskbar at the bottom shows the search bar, taskbar icons, system tray with temperature (28°C), language (ENG), and date/time (13:58, 20-03-2023).

7. Select any one of the mode of payments, i.e. "Net Banking" or "Card Payments" or "Other Payment Modes" as applicable and then proceed for making the fee payment. Download the receipt after successful completion of the payment.



8. In case, candidate opts "SBI Branch" as payment mode, candidate is required to download the pre-printed challan and deposit the fee amount (including applicable bank commission) in any of the **SBI Branches** and obtain seal and signature of the bank official on the challan (depositor copy) before leaving the bank counter.

Payment Progress

Payment Status

SHARAT ELECTRONIC & LTD

Payment details captured successfully.

Please print & attach this (The Acknowledgement / Payment form to the branch for payment.

Reference No :	DUR822308	Date of Payment :	
Amount :	INR 177	Commerce Charge :	
Transaction Charge :	INR 93.00	Remarks :	
Total Payable :	INR 270.00		

Name of the Candidate :	ABC	Category :	Genere
Date of Birth :	19/12/2022	Mobile Number :	989892302
Email ID :	sharath12@gmail.com	Pincode (including ind. of CCE) :	177
Name :	SHARAT ELECTRONIC & LTD	Payment Category :	Payment of Trade Siger () for US \$50
Department :	PSU	Email ID :	sharath12@gmail.com
Mobile No :	989892302		

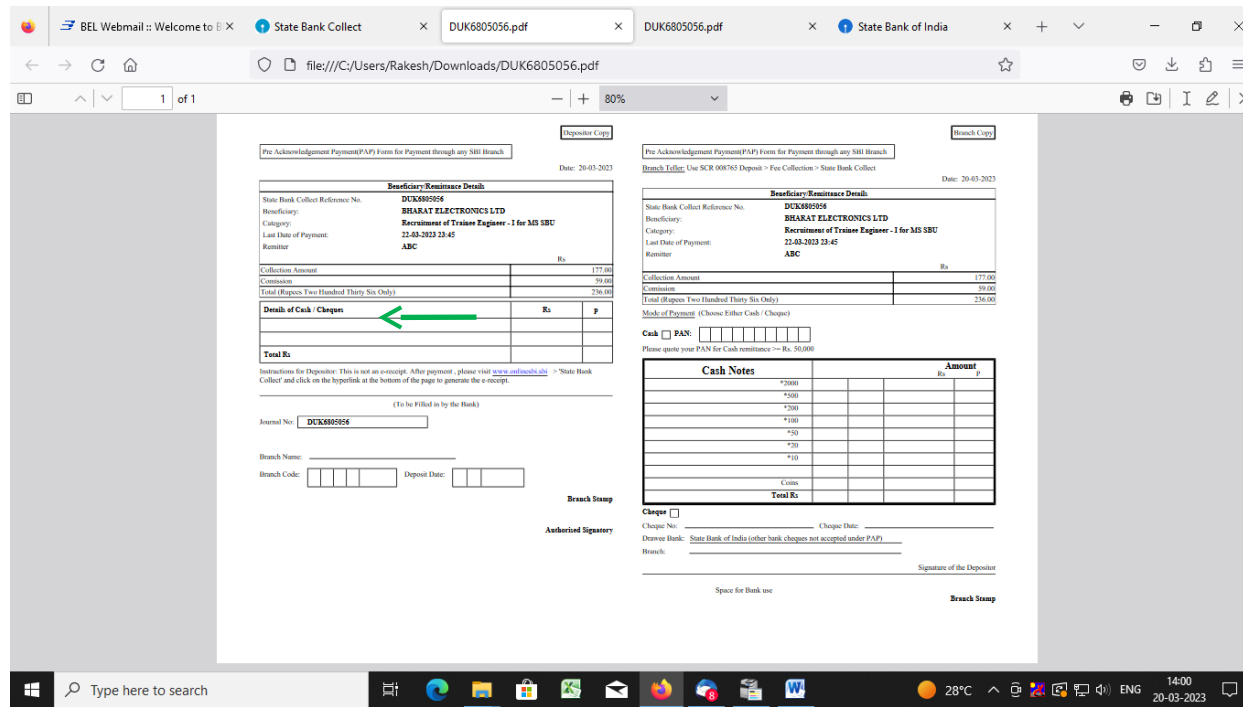
Download

© State Bank of India

Privacy Statement | Disclaimer | Terms of Use

28°C 14:00 20-03-2023

9. SAMPLE COPY OF THE PRE-PRINTED CHALLAN. Example-



(Note: SB Collect Reference Number (sample number shown in ← above) generated after successful completion of payment has to be entered by the candidate in online application form in **Bank Reference** field).

B. MAKING FEES PAYMENT DIRECTLY BY LOGGING ON TO WWW.ONLINESBI.SBI

1. Go to www.onlinesbi.sbi and select: - State Bank Collect.
2. Select type of Corporation/Institution: - PSU - Public Sector Undertaking and press =>Go.
3. Select PSU - Public Sector Undertaking: - Bharat Electronics Limited and press Submit.
4. Select payment category: - and suitable post applied for.
5. Complete the payment as explained above.

C. WHILE MAKING THE PAYMENT, PLEASE DO NOT USE BACK BUTTON (i.e. ←) AT THE BROWSER UNLESS SPECIFICALLY ALLOWED AT ONLINESBI. IN CASE BACK BUTTON IS OPERATED,CANDIDATE HAS TO COMPLETE THE PAYMENT AS MENTIONED IN "B" ABOVE. 2